

Customer :  
Project Name :  
Project No. :  
Revision No. :

# SPECIFICATION for INDUCTION MOTOR



0		For Bidding			
No.	DATE	DESCRIPTION	PREPARED BY	CHECKED BY	APPROVED BY



# AC INDUCTION MOTOR DATA SHEET

## IEEE841 TYPE

Catalog No.	IEEE75-18-365T	Item No.	Rev. No.	[      ]
Project Name		Project No.	Quantity	sets

GENERAL SPECIFICATION			PERFORMANCE DATA				
Frame Size	365T	Rated Output	55 kW		75 HP		
Type	PJP	Number of Poles	4				
Enclosure(Protection)	Totally Enclosed / IP55	Rotor Type	Squirrel Cage				
Method of Cooling	IC411(FC)	Starting Method*	D.O.L				
Rated Frequency	60 Hz	Rated Voltage	575 V	460 V	230 V		
Number of Phases	3	Current	Full Load	68.1 A	85.1 A		
Insulation Class	F		Locked-rotor**	690 %	690 %	690 %	
Temp. Rise at full load (by resistance method)		Efficiency					
at 1.0 S.F	80 deg. C	50% Load		92.4 %			
Motor Location	<input type="checkbox"/> Indoor <input type="checkbox"/> Outdoor	75% Load		94.4 %			
Altitude	Less than 1,000 meter	100% Load		95.4 %			
Relative Humidity	Less than 80 %	Power Factor(p.u)					
Ambient Temp.	40 deg. C (Max.)	50% Load		0.700			
Duty Type	Continuous ( S1 )	75% Load		0.800			
Service Factor	1.15	100% Load		0.850			
Mounting	B3	Speed at Full Load		1780 r.p.m			
Bearing	Type	Anti-Friction					
	DE/N-DE	6314C3 / 6213C3					
	Lubricant	Grease(Polyrex-EM)					
External Thrust	Not applicable						
Coupling Method	<input checked="" type="checkbox"/> Direct <input type="checkbox"/> V-belt	Torque					
Shaft Extension	Single	Full Load		217.7 lb.ft			
Terminal Box	Main	Locked-rotor**		150 %			
	Aux.	Breakdown**		220 %			
Box Location	Refer to Outline Drawing	Moment of Inertia (J)					
Application		Load(Max.)		654.961 lb.ft2			
Area classification	Hazardous	Motor		20.900 lb.ft2			
Type of Ex-Protection	Class I&II, Division 2	Sound Pressure Level (No-load & mean value at 1m from motor)					
Applicable Standard	IEEE841, NEMA MG1, CSA C390			82 dB(A)			
ACCESSORIES		Vibration				3.8 mm/sec (peak)	
		Permissible number of consecutive starts		Cold	3 times		
				Hot	2 times		
		Paint	Munsell No.	7.5BG6/1.5			
SPARE PARTS		SUBMITTAL DRAWING					
		Outline Dimension Drawing		Motor Weight(Approx.)			
		B3	LM-I1365B3PL001	820 lb.			
REMARK		1. Premium efficiency according to NEMA MG1					
		2. Inverter Duty @ 1.0 Service Factor & F Temperature rise					
		-. 10:1 VT (20:1 VT at 50% load)					
		-. 10:1 CT					
		-. CHP up to 1.5 times base speed, NEMA MG1 Part31					
3. CSA Certification							
-. Class I, Division 2, Group A, B, C & D							
-. Class II, Division 2 Group E, F & G (Group E : up to 320Fr.)							
4. Service Factor 1.15 and Temperature rise B are applicable under the condition of sine wave power.							
5. Service Factor 1.25 is applicable to motors of 100HP or less with temperature rise F & Non-Hazardous.							
		Date	DSND	CHKD	CHKD	APPD	
		2024-07-13	S.H. Lee	I.K. Kim	R.G. Kim	S.W. Kim	

[Note] Others not mentioned in this data sheet shall be in accordance with maker standard.  
 Above technical data are only design values and shall be guaranteed with tolerance of applicable standard.  
 Inspection and performance test shall be done according to maker standard, if not mentioned.  
 \* In case of Inverter-Fed Motor, performance data is based on sine wave tests. It may be different from test data of Inverter combined motor.  
 \*\* Data is based on rated voltage & frequency and is expressed as a percentage of full-load value.

1	2	3	4
REV	DATE	CONTENTS	REVD BY   CHKD BY   CHKD BY   APPD BY

4.72

75HP	4P	460V	Cat. No.	IEEE75-18-365T			
Model	HLS365SR04		INS. Class	F	HD-F1	Amps	85.1
Type	HLS	Duty	CONT	Code	G	Amb.	40°C
Frame	365T	Encl.	TEFC	S.F.	1.15	RPM	1780
Bearing	Drive	6314C3		S.F.1.00 (10:1 C.T., 20:1 V.T., NEMA-MG1 Part31)		3/4 Eff.	94.4%
	Opp.	6213C3				NEMA Design	B
Usable at	50Hz 75HP 380V 102.3A 1475rpm S.F.: 1.0 Eff.: 94.5% Code: E						
	50Hz 75HP 400/415V 98.3/96A 1478/1479rpm S.F.: 1.0 Eff.: 94.8/94.9% Code: F/G						
CSA Certified for	Model	LATER		Type	PJP	Temp. Code	
	CLASS I, Div. 2, Gr. A, B, C & D		CLASS II, Div. 2, Gr. E, F & G (Gr. E : Up to 320FR)				
No.			Date			Weight	820 lb

**IEEE Std 841-2021**    **MARINE DUTY IEEE45**

4M-135701                      Made in Korea H1

2.36

APPD BY	S.Y.KIM	UNIT	INCH	SUBJECT	CSA Class I, Division2 IEEE841 (HL)	DWG SIZE
CHKD BY	I.K.KIM	SCALE	NONE			A4 ( 1:1 )
CHKD BY	R.G.KIM	PROJEC'N	3rd Angle	TITLE <b>NAMEPLATE DRAWING</b>		
DSND BY	S.H.LEE	DATE	2024.06.07			

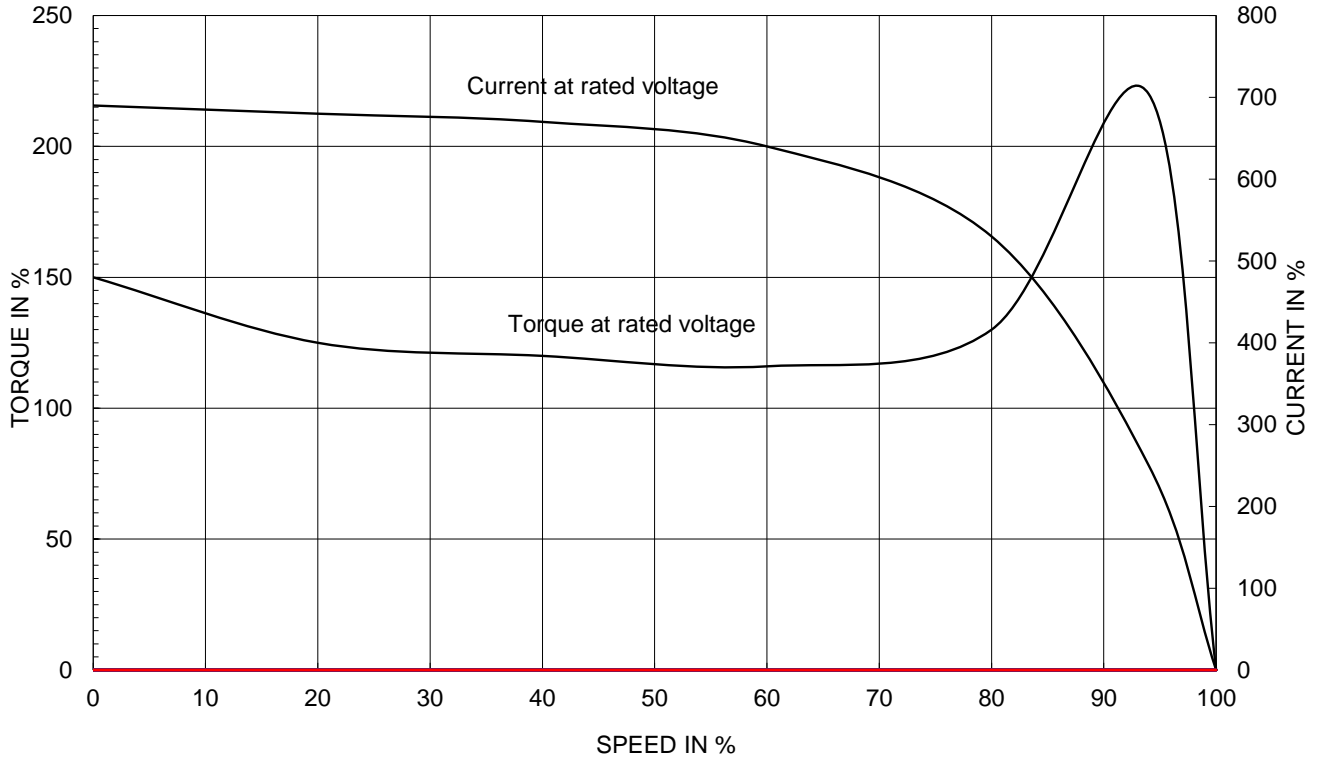


REF. NO	<b>4M-135701</b>	Sheet No.	of
DWG NO	<b>NP-IEEE75-18-365T</b>	Revision No.	<b>0</b>

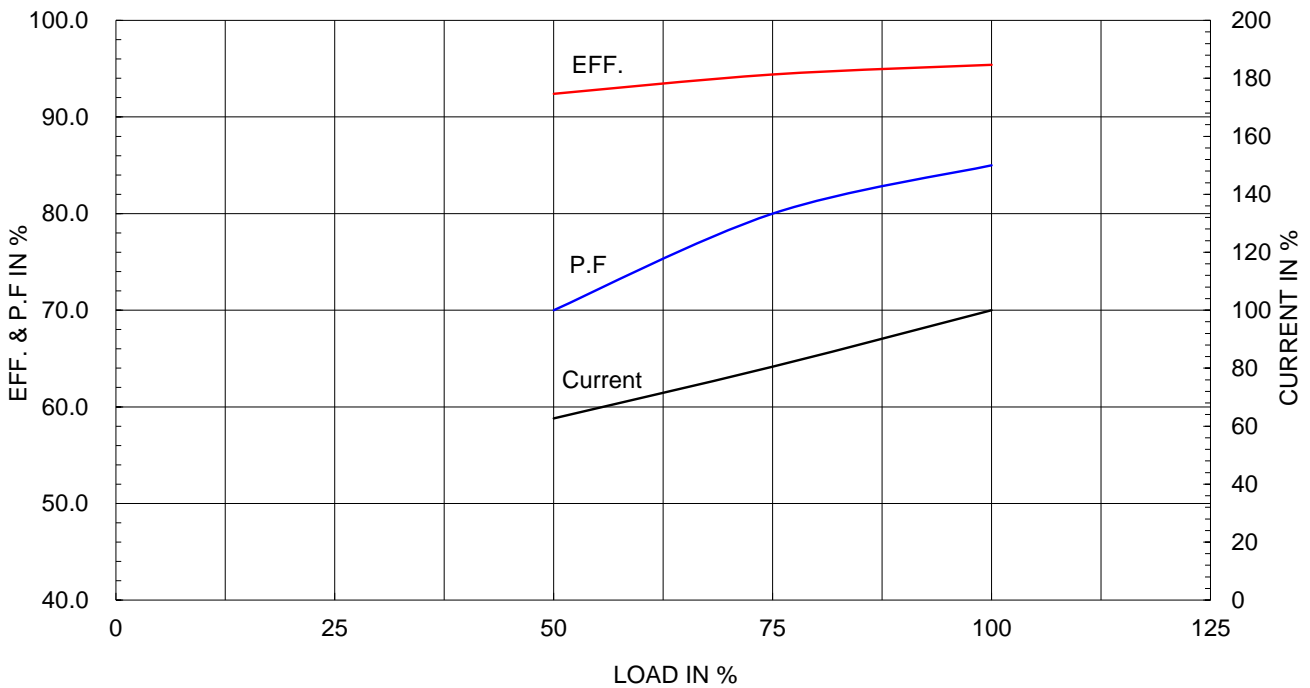
Type :	PJP
Full Load Torque :	217.7 lb.ft
Load moment of Inertia (J) :	654.961 lb.ft <sup>2</sup>
Motor moment of Inertia (J) :	20.900 lb.ft <sup>2</sup>

55kW 75HP	4 P	60 Hz
Speed at Full Load :		1780 RPM
Rated Voltage	575V	460V 230V
Full Load Current	68.1A	85.1A 170.3A

SPEED VS TORQUE & CURRENT CURVE



OUTPUT VS EFF., P.F & CURRENT CURVE

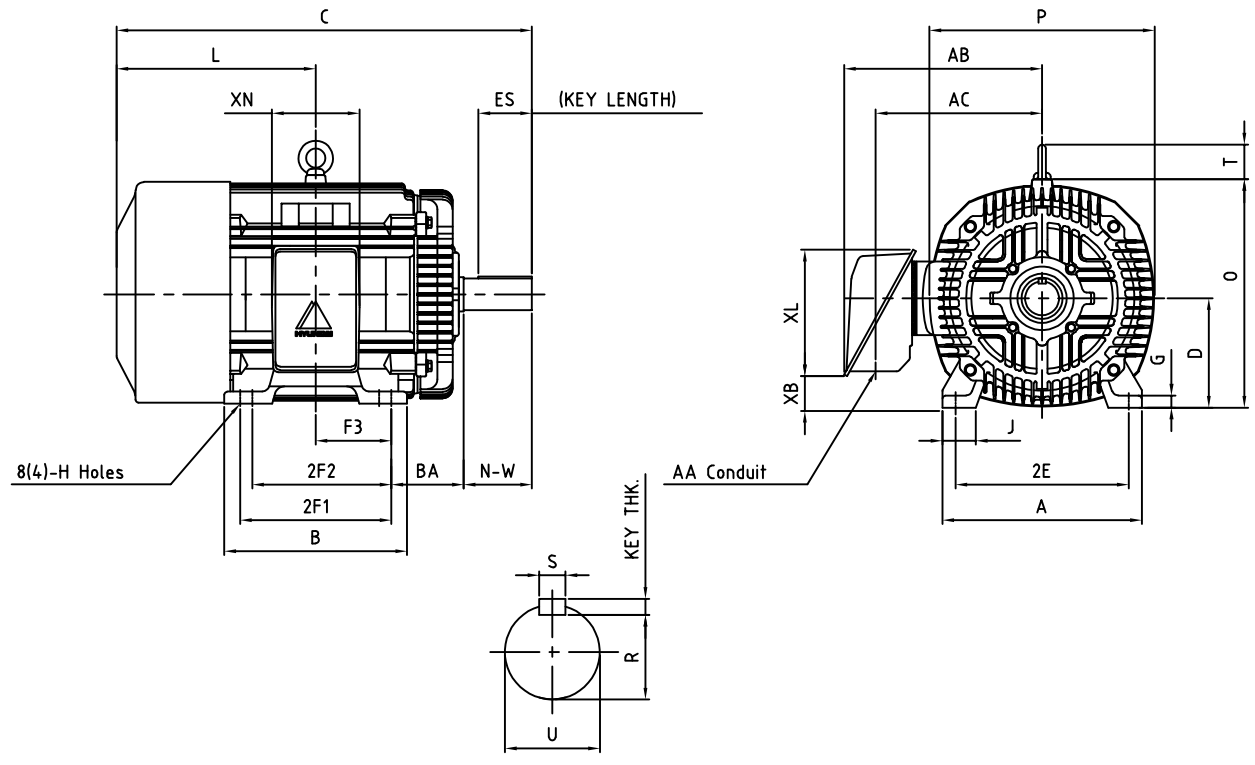


본 도면은 HD현대일렉트릭(주) 재산이며  
허가없이 복사할 수 없음 (취급주의)

THIS DRAWING IS PROPRIETARY TO HYUNDAI ELECTRIC. NO PART OF THIS DRAWING  
MAYBE REPRODUCED WITHOUT THE PERMISSION OF HYUNDAI ELECTRIC.

▽	50S	REV	DATE	CONTENTS	REVD BY	CHKD BY	CHKD BY	APPD BY
▽▽	12.5S							
▽▽▽	3.2S							
▽▽▽▽	0.4S							

**IEEE841**



DIMENSIONS

Unit : inch

M O U N T I N G									C O N D U I T B O X						APPROX. WGT.(LB)
A	B	2E	2F1	2F2	F3	G	J	H	AA	AB	AC	XB	XL	XN	
16.14	14.92	14.00	12.25	(11.25)	6.122	0.98	2.72	0.66	3.00	17.13	13.82	2.70	10.24	7.09	820

O V E R A L L							S H A F T					KEY	B E A R I N G	
BA	C	D	L	O	P	T	U	N-W	KEYWAY			THK.	DRIVE END	OPP. DRIVE END
									R	ES	S			
5.88	35.20	9.00	17.32	18.50	18.23	2.80	2.375	5.88	2.021	4.28	0.625	0.625	6314C3	6213C3

**NOTE**

1. Dimension "D" tolerance : +0.00inch - 0.03inch (143T-365T) ; +0.000inch - 0.06inch (404T-449T)
2. Dimension "U" tolerance : +0.000inch - 0.005inch (143T-215T), +0.000inch - 0.001inch (254T-449T)
3. Dimension "R" tolerance : +0.000inch - 0.015inch

APPD BY	S.Y.KIM	UNIT	INCH	SUBJECT	NEMA 365T		DWG SIZE
CHKD BY	R.G.KIM	SCALE	NONE	TITLE	<b>OUTLINE</b>		A4 ( 1:1 )
CHKD BY	Y.H.BAE	PROJEC'N	3각법(3rd Angle)				
DSND BY	H.K.LEE	DATE	2021-04-30				
				REF. NO	350A8114AA	Sheet No.	of
				DWG NO	LM-I1365B3PL001	Revision No.	0

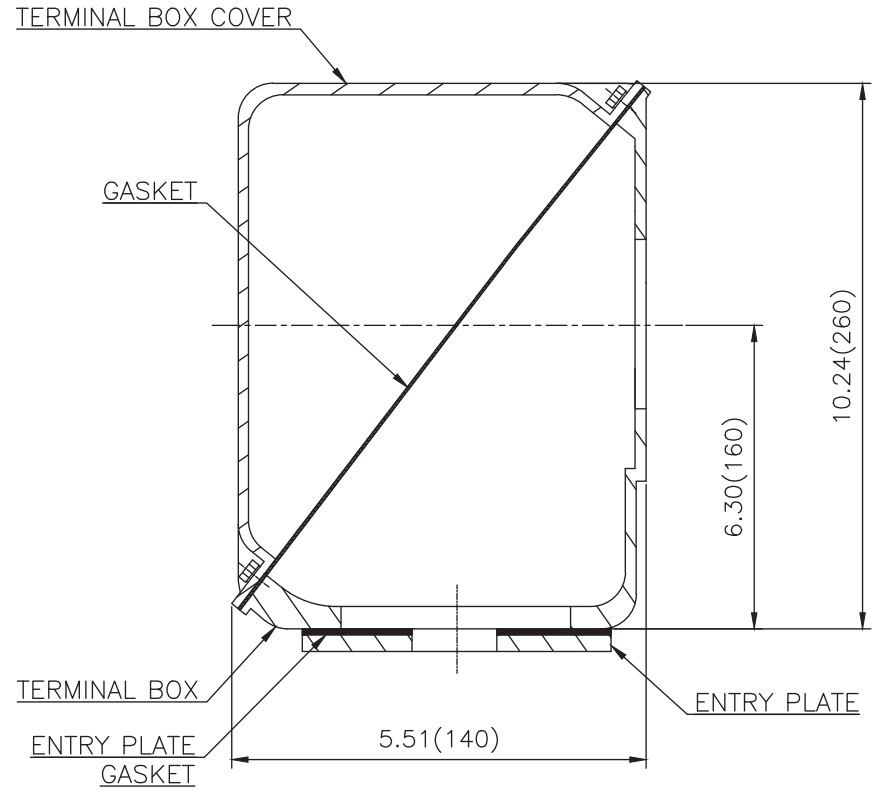
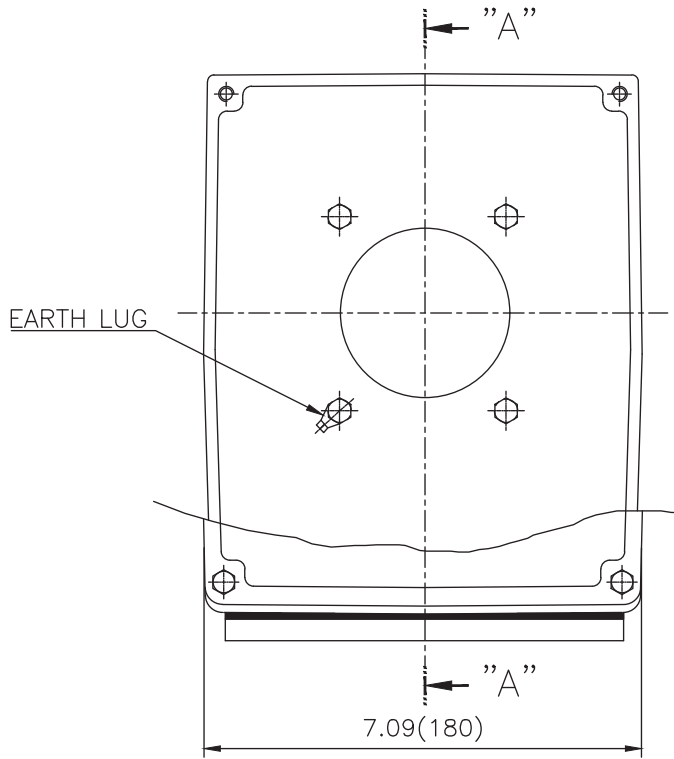


HD HYUNDAI ELECTRIC

본 도면은 HD현대일렉트릭(주) 재산이며 허가없이 복사할 수 없음 (취급주의)

THIS DRAWING IS PROPRIETARY TO HYUNDAI ELECTRIC. NO PART OF THIS DRAWING MAY BE REPRODUCED WITHOUT THE PERMISSION OF HYUNDAI ELECTRIC.

# Cls. I&II, Div. 2 IEEE 841



SEC. "A" - "A"

▽	50S
▽▽	12.5S
▽▽▽	3.2S
▽▽▽▽	0.4S

REV	DATE	CONTENTS	REVD BY	CHKD BY	CHKD BY	APPD BY

일반가공공차		일반재공공차	
1-4	±0.1	6-30	±0.5
4-18	±0.2	30-120	±0.8
18-63	±0.3	120-315	±1.2
63-250	±0.5	315-1000	±2.0
250-	±0.8	1000-	±3.0

Q'TY	DESCRIPTION	MATERIAL	DIMENSION	WEIGHT	PART NO.	REMARK	NO.
APPD BY	S.Y.KIM	UNIT	inch(mm)	SUBJECT	FR.360 (CAST IRON)	DWG SIZE	A3 (1:1.2)
CHKD BY		SCALE	1/1.2	TITLE			
CHKD BY	R.G.KIM	PROJEC'N	3rd Angle	MAIN TERMINAL BOX ASS'Y			
DSND BY	내승희	DATE	2023-10-19	REF. NO		Sheet No.	of
				DWG NO	3M-248450	Revision No.	0