

Customer :
Project Name :
Project No. :
Revision No. :

SPECIFICATION for INDUCTION MOTOR



0		For Bidding			
No.	DATE	DESCRIPTION	PREPARED BY	CHECKED BY	APPROVED BY



AC INDUCTION MOTOR DATA SHEET

Catalog No.	HHI75-36-365TS	Item No.		Rev. No.	[]
Project Name		Project No.		Quantity	sets

GENERAL SPECIFICATION		PERFORMANCE DATA				
Frame Size	365TS	Rated Output	55 kW	75 HP		
Type	PJP	Number of Poles	2			
Enclosure(Protection)	Totally Enclosed / IP55	Rotor Type	Squirrel Cage			
Method of Cooling	IC411(FC)	Starting Method*	D.O.L			
Rated Frequency	60 Hz	Rated Voltage	575 V	460 V	230 V	
Number of Phases	3	Current	Full Load	63.9 A	79.8 A	
Insulation Class	F		Locked-rotor**	680 %	680 %	680 %
Temp. Rise at full load (by resistance method)		Efficiency				
at 1.0 S.F	80 deg. C	50% Load		91.5 %		
Motor Location	<input type="checkbox"/> Indoor <input type="checkbox"/> Outdoor	75% Load		93.5 %		
Altitude	Less than 1,000 meter	100% Load		94.5 %		
Relative Humidity	Less than 80 %	Power Factor(p.u)				
Ambient Temp.	40 deg. C (Max.)	50% Load		0.765		
Duty Type	Continuous (S1)	75% Load		0.865		
Service Factor	1.15	100% Load		0.915		
Mounting	B3	Speed at Full Load		3570 r.p.m		
Bearing	Type	Anti-Friction				
	DE/N-DE	6213C3 / 6213C3				
	Lubricant	Grease(Polyrex-EM)				
External Thrust	Not applicable					
Coupling Method	<input checked="" type="checkbox"/> Direct <input type="checkbox"/> V-belt	Torque				
Shaft Extension	Single	Full Load		108.5 lb.ft		
Terminal Box	Main	Locked-rotor**		140 %		
	Aux.	Breakdown**		220 %		
Location	Refer to Outline Drawing	Moment of Inertia (J)				
Application		Load(Max.)		136.450 lb.ft2		
Area classification	Hazardous	Motor		11.040 lb.ft2		
Type of Ex-Protection	Class I&II, Division 2	Sound Pressure Level (No-load & mean value at 1m from motor)				
Applicable Standard	NEMA MG1, CSA C390			82 dB(A)		
ACCESSORIES		SUBMITTAL DRAWING				
		Outline Dimension Drawing		Motor Weight(Approx.)		
		B3	LM-T1365B3CL001	820 lb.		
		REMARK				
		1. Premium efficiency according to NEMA MG1 2. Inverter Duty @ 1.0 Service Factor & F Temperature rise -. 10:1 VT (20:1 VT at 50% load) -. 10:1 CT -. CHP up to 1.5 times base speed, NEMA MG1 Part31 3. CSA Certification -. Class I, Division 2, Group A, B, C & D -. Class II, Division 2 Group E, F & G (Group E : up to 320Fr.) 4. Service Factor 1.15 and Temperature rise B are applicable under the condition of sine wave power. 5. Service Factor 1.25 is applicable to motors of 100HP or less with temperature rise F & Non-Hazardous.				
SPARE PARTS		Date	DSND	CHKD	CHKD	APPD
		2024-07-13	S.H. Lee	I.K. Kim	R.G. Kim	S.W. Kim

[Note] Others not mentioned in this data sheet shall be in accordance with maker standard.
 Above technical data are only design values and shall be guaranteed with tolerance of applicable standard.
 Inspection and performance test shall be done according to maker standard, if not mentioned.
 * In case of Inverter-Fed Motor, performance data is based on sine wave tests. It may be different from test data of Inverter combined motor.
 ** Data is based on rated voltage & frequency and is expressed as a percentage of full-load value.

1	2	3	4
REV	DATE	CONTENTS	REVD BY CHKD BY CHKD BY APPD BY

4.72

CROWN TRITON
Premium Efficiency AC 3 Phase Motor

75HP	2P	230/460V	Cat. No.	HHI75-36-365TS							
Model	HLS365SR02		INS. Class	F	HD-F1	Amps	159.7/79.				
Type	HLS	Duty	CONT	Code	G	Amb.	40°C	Hertz	60Hz		
Frame	365TS	Encl.	TEFC	S.F.	1.15	RPM	3570	NEMA Nom. Eff.	94.5%		
Bearing	Drive	6213C3		S.F.1.00 (10:1 C.T., 20:1 V.T., NEMA-MG1 Part31)			3/4 Eff.	93.5%			
	Opp.	6213C3					NEMA Design	B			
Usable at	50Hz 60HP 380V 79.4A 2968rpm S.F.: 1.0 Eff.: 94.1% Code: G										
	50Hz 60HP 400/415V 75.4/72.6A 2972/2975rpm S.F.: 1.0 Eff.: 94.3/94.5% Code: H/H										
CSA Certified for	Model	LATER		Type	PJP		Temp. Code	Frame	140~320FR	360~400FR	440FR
	CLASS I, Div. 2, Gr. A, B, C & D	CLASS II, Div. 2 Gr. E, F & G		(sine wave)	Amb. 40°C	T3C (160°C)	T3B (165°C)	T3A (180°C)	T3A (180°C)	T3A (180°C)	T3 (200°C)
CLASS I, Zone 2, Gr. IIA, IIB, & IIC	(Gr. E : Up to 320FR)		Amb. 55°C		T3A (180°C)	T3A (180°C)	T3 (200°C)				
No.	-		Date	-		Weight	820 lb				

4M-135702
Made in Korea H1

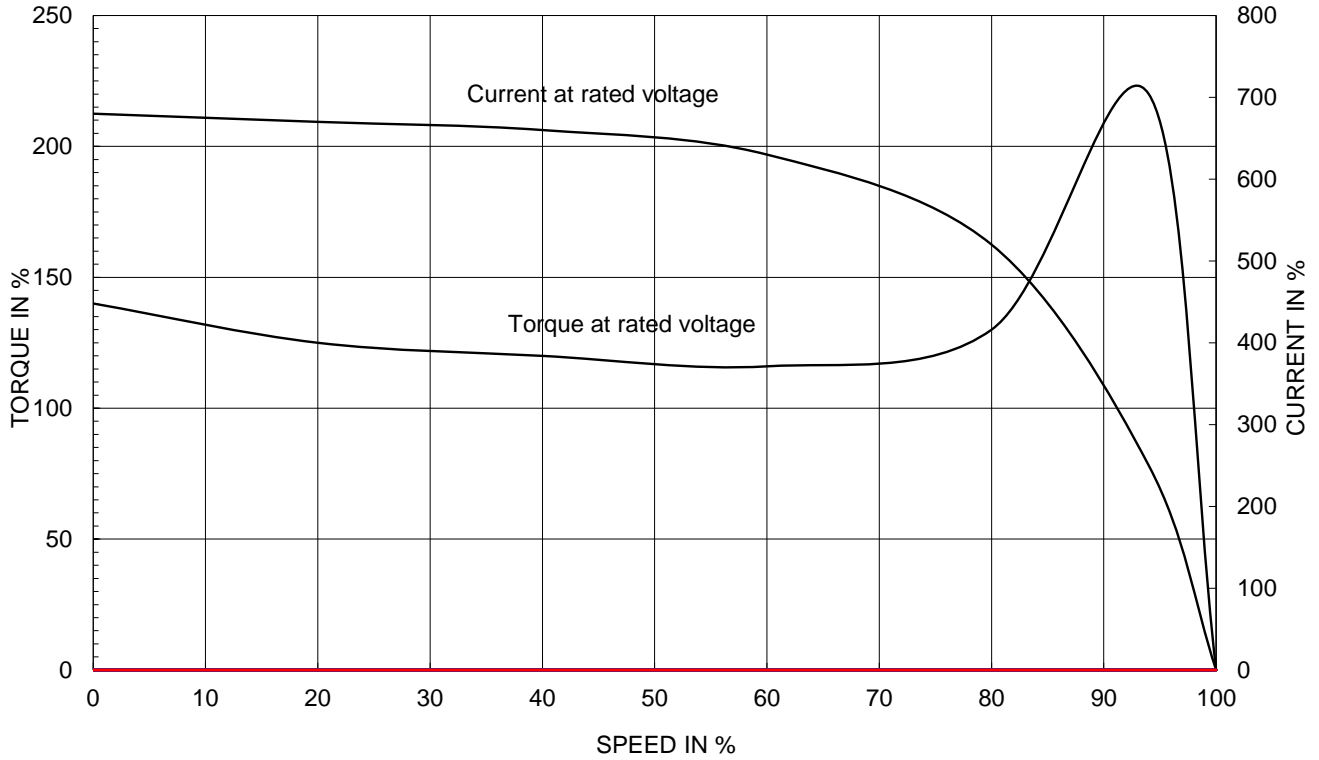
2.36

APPD BY	S.Y.KIM	UNIT	INCH	SUBJECT	CSA Class I, Division2 Severe Duty (HHI, 364-449)	DWG SIZE
CHKD BY	I.K.KIM	SCALE	NONE			A4 (1:1)
CHKD BY	R.G.KIM	PROJEC'N	3rd Angle	TITLE NAMEPLATE DRAWING		
DSND BY	S.H.LEE	DATE	2024.06.07			
				REF. NO	4M-135702	Sheet No. of
				DWG NO	NP-HHI75-36-365TS	Revision No. 0

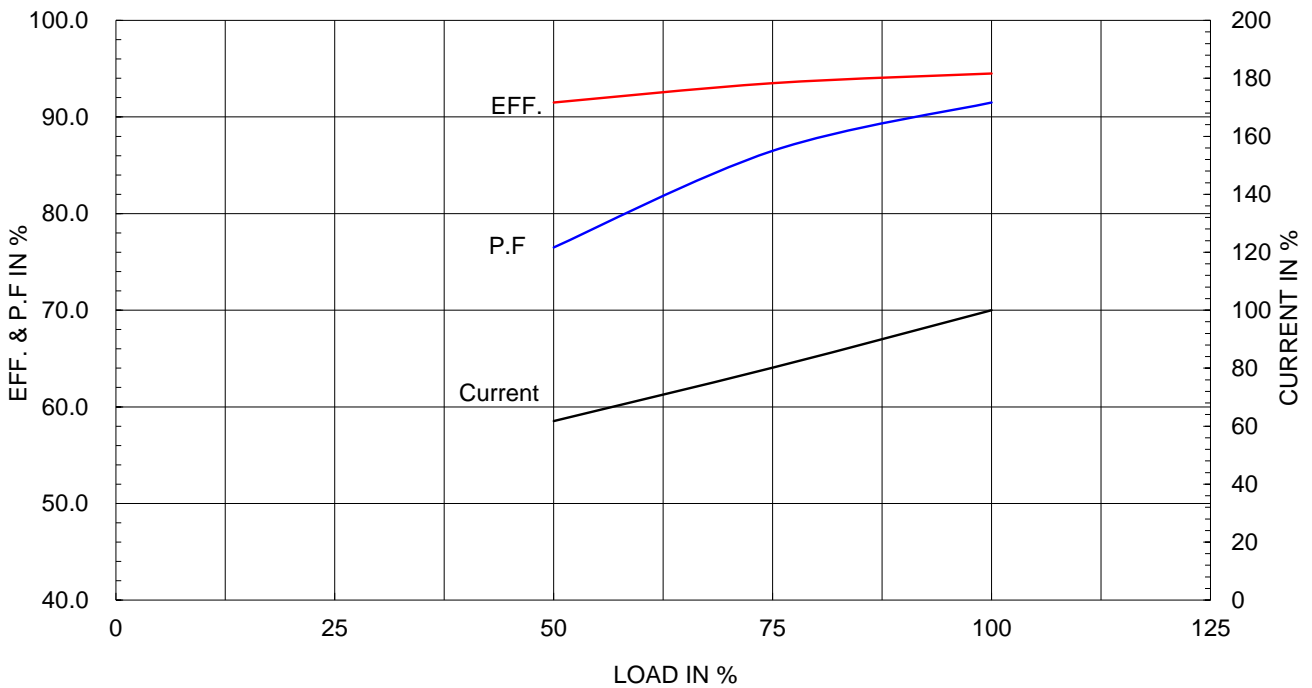
Type :	PJP
Full Load Torque :	108.5 lb.ft
Load moment of Inertia (J) :	136.450 lb.ft2
Motor moment of Inertia (J) :	11.040 lb.ft2

55kW 75HP	2 P	60 Hz
Speed at Full Load :		3570 RPM
Rated Voltage	575V	460V 230V
Full Load Current	63.9A	79.8A 159.7A

SPEED VS TORQUE & CURRENT CURVE



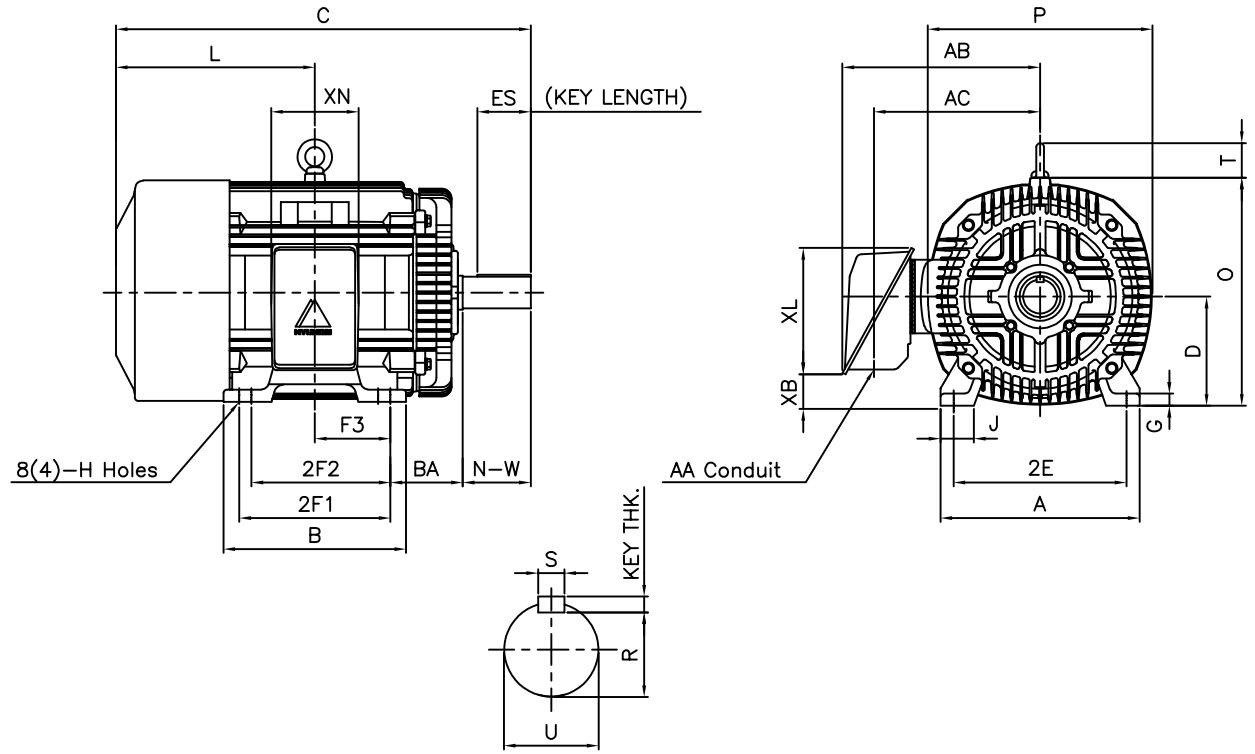
OUTPUT VS EFF., P.F & CURRENT CURVE



본 도면은 HD현대일렉트릭(주) 재산이며 허가없이 복사할 수 없음 (취급주의)

THIS DRAWING IS PROPRIETARY TO HYUNDAI ELECTRIC. NO PART OF THIS DRAWING MAYBE REPRODUCED WITHOUT THE PERMISSION OF HYUNDAI ELECTRIC.

▽	50S	REV	DATE	CONTENTS	REVD BY	CHKD BY	CHKD BY	APPD BY
▽▽	12.5S							
▽▽▽	3.2S							
▽▽▽▽	0.4S							



DIMENSIONS

unit : inch

M O U N T I N G									C O N D U I T B O X					APPROX. WGT.(LB)	
A	B	2E	2F1	2F2	F3	G	J	H	AA	AB	AC	XB	XL		XN
16.14	14.92	14.00	12.25	(11.25)	6.122	0.98	2.72	0.66	2.50	17.13	13.82	2.70	10.24	7.09	820
O V E R A L L							S H A F T				KEY	BEARING			
BA	C	D	L	O	P	T	U	N-W	KEYWAY			THK.	DRIVE END	OPP. DRIVE END	
									R	ES	S				
5.88	31.88	9.00	16.13	18.50	18.23	2.80	1.875	3.75	1.591	2.03	0.500	0.500	6213C3	6213C3	

NOTE

1. Dimension "D" tolerance : +0.00inch - 0.03inch (143T-365T) ; +0.000inch - 0.06inch (404T-449T)
2. Dimension "U" tolerance : +0.000inch - 0.005inch (143T-215T), +0.000inch - 0.001inch (254T-449T)
3. Dimension "R" tolerance : +0.000inch - 0.015inch

APPD BY	S.K.HAN	UNIT	INCH	SUBJECT	365TS	DWG SIZE	A4 (1:1)		
Q.P CHK	I.K.KIM	SCALE	NONE	TITLE	OUTLINE	REF. NO	350A1114BA		
CHKD BY	R.G.KIM	PROJEC'N	3rd Angle					Sheet No.	of
DSND BY	B.Y.KIM	DATE	2019.06.05					DWG NO	LM-T1365B3CL001
				REF. NO	350A1114BA	Sheet No.	of		
				DWG NO	LM-T1365B3CL001	Revision No.	0		

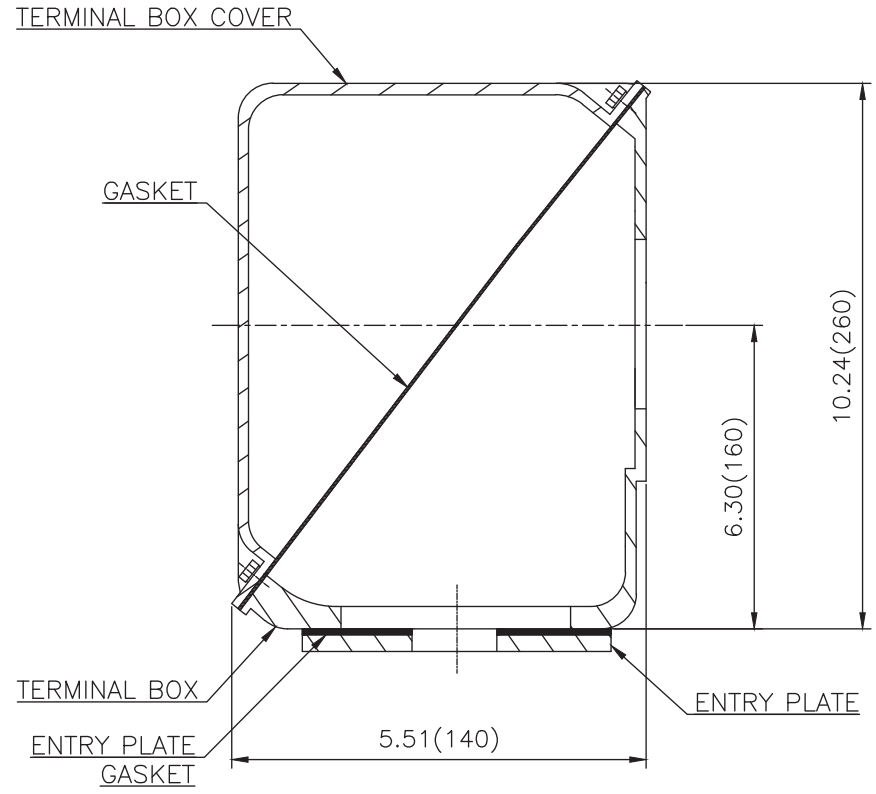
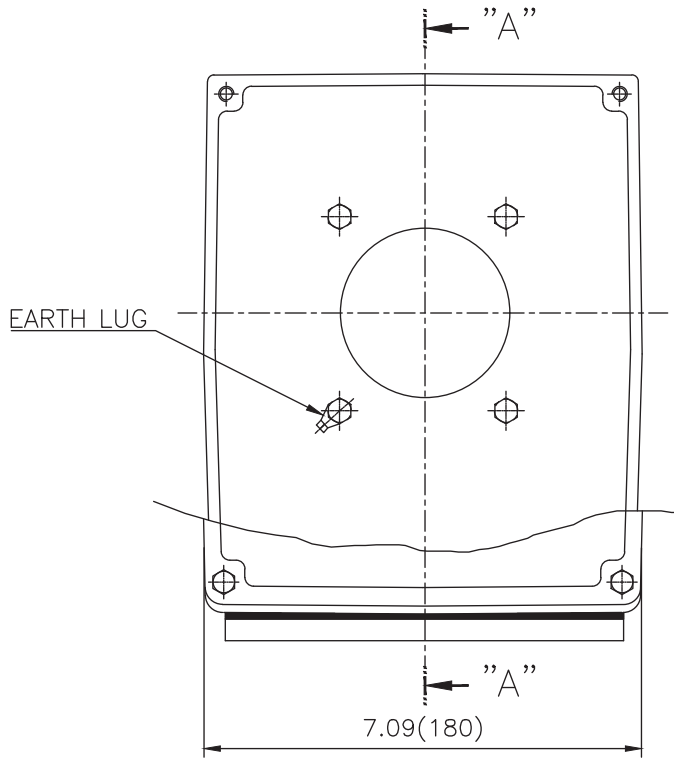


HD HYUNDAI ELECTRIC

본 도면은 HD현대일렉트릭(주) 재산이며 허가없이 복사할 수 없음 (취급주의)

THIS DRAWING IS PROPRIETARY TO HYUNDAI ELECTRIC. NO PART OF THIS DRAWING MAY BE REPRODUCED WITHOUT THE PERMISSION OF HYUNDAI ELECTRIC.

Cls. I&II, Div. 2 IEEE 841



SEC. "A" - "A"

▽	50S
▽▽	12.5S
▽▽▽	3.2S
▽▽▽▽	0.4S

REV	DATE	CONTENTS	REVD BY	CHKD BY	CHKD BY	APPD BY

일반가공공차		일반재공공차	
1-4	±0.1	6-30	±0.5
4-18	±0.2	30-120	±0.8
18-63	±0.3	120-315	±1.2
63-250	±0.5	315-1000	±2.0
250-	±0.8	1000-	±3.0

Q'TY	DESCRIPTION	MATERIAL	DIMENSION	WEIGHT	PART NO.	REMARK	NO.
APPD BY	S.Y.KIM	UNIT	inch(mm)	SUBJECT	FR.360 (CAST IRON)	DWG SIZE	A3 (1:1.2)
CHKD BY		SCALE	1/1.2	TITLE			
CHKD BY	R.G.KIM	PROJEC'N	3rd Angle	MAIN TERMINAL BOX ASS'Y			
DSND BY	내승희	DATE	2023-10-19	REF. NO		Sheet No.	of
				DWG NO	3M-248450	Revision No.	0