

Customer :
Project Name :
Project No. :
Revision No. :

SPECIFICATION for INDUCTION MOTOR



0		For Bidding			
No.	DATE	DESCRIPTION	PREPARED BY	CHECKED BY	APPROVED BY



AC INDUCTION MOTOR DATA SHEET

Catalog No.	HHI75-12-405TCRD	Item No.	Rev. No.	[]
Project Name		Project No.	Quantity	sets

GENERAL SPECIFICATION			PERFORMANCE DATA			
Frame Size	405TC		Rated Output	55 kW 75 HP		
Type	PJP		Number of Poles	6		
Enclosure(Protection)	Totally Enclosed	/ IP55	Rotor Type	Squirrel Cage		
Method of Cooling	IC411(FC)		Starting Method*	D.O.L		
Rated Frequency	60 Hz		Rated Voltage	575 V	460 V	230 V
Number of Phases	3		Current	Full Load	69.6 A	87.0 A 173.9 A
Insulation Class	F			Locked-rotor**	680 %	680 % 680 %
Temp. Rise at full load (by resistance method)			Efficiency			
at 1.0 S.F	80 deg. C		50% Load		91.5 %	
Motor Location	<input type="checkbox"/> Indoor <input type="checkbox"/> Outdoor		75% Load		93.5 %	
Altitude	Less than 1,000 meter		100% Load		94.5 %	
Relative Humidity	Less than 80 %		Power Factor(p.u)			
Ambient Temp.	40 deg. C (Max.)		50% Load		0.690	
Duty Type	Continuous (S1)		75% Load		0.790	
Service Factor	1.15		100% Load		0.840	
Mounting	B5		Speed at Full Load	1185 r.p.m		
Bearing	Type	Anti-Friction	Torque			
	DE/N-DE	6316C3 / 6313C3	Full Load		327.0 lb.ft	
	Lubricant	Grease(Polyrex-EM)	Locked-rotor**		140 %	
External Thrust	Not applicable		Breakdown**		220 %	
Coupling Method	<input checked="" type="checkbox"/> Direct <input type="checkbox"/> V-belt		Moment of Inertia (J)			
Shaft Extension	Single		Load(Max.)		2,670.866 lb.ft2	
Terminal Box	Main	Cast Iron	Motor		55.310 lb.ft2	
	Aux.	No	Sound Pressure Level (No-load & mean value at 1m from motor)			
	Location	Refer to Outline Drawing			75 dB(A)	
Application			Vibration		3.8 mm/sec (peak)	
Area classification	Hazardous		Permissible number of consecutive starts		Cold 3 times Hot 2 times	
Type of Ex-Protection	Class I&II, Division 2		Paint	Munsell No.	4.0PB5.4/5.5(VL-451)	
Applicable Standard	NEMA MG1, CSA C390					

ACCESSORIES

SUBMITTAL DRAWING		
Outline Dimension Drawing	Motor Weight(Approx.)	
B5	LM-T1405C5PL001	1210 lb.

REMARK

1. Premium efficiency according to NEMA MG1
2. Inverter Duty @ 1.0 Service Factor & F Temperature rise
 - 10:1 VT (20:1 VT at 50% load)
 - 10:1 CT
 - CHP up to 1.5 times base speed, NEMA MG1 Part31
3. CSA Certification
 - Class I, Division 2, Group A, B, C & D
 - Class II, Division 2 Group E, F & G (Group E : up to 320Fr.)
4. Service Factor 1.15 and Temperature rise B are applicable under the condition of sine wave power.
5. Service Factor 1.25 is applicable to motors of 100HP or less with temperature rise F & Non-Hazardous.

Date	DSND	CHKD	CHKD	APPD
2024-07-13	S.H. Lee	I.K. Kim	R.G. Kim	S.W. Kim

[Note] Others not mentioned in this data sheet shall be in accordance with maker standard.
 Above technical data are only design values and shall be guaranteed with tolerance of applicable standard.
 Inspection and performance test shall be done according to maker standard, if not mentioned.
 * In case of Inverter-Fed Motor, performance data is based on sine wave tests. It may be different from test data of Inverter combined motor.
 ** Data is based on rated voltage & frequency and is expressed as a percentage of full-load value.

1		2		3		4	
REV	DATE	CONTENTS		REVD BY	CHKD BY	CHKD BY	APPD BY

4.72

CROWN TRITON

Premium Efficiency AC 3 Phase Motor

75HP	6P	230/460V	Cat. No.	HHI75-12-405TCRD			
Model	HLS405PR06		INS. Class	F	HD-F1	Amps	173.9/87
Type	HLS	Duty	CONT	Code	G	Amb.	40°C
Hertz	60Hz						
Frame	405TC	Encl.	TEFC	S.F.	1.15	RPM	1185
NEMA Nom. Eff.	94.5%						
Bearing	Drive	6316C3		S.F.1.00 (10:1 C.T., 20:1 V.T., NEMA-MG1 Part31)		3/4 Eff.	93.5%
	Opp.	6313C3				NEMA Design	B
Usable at	50Hz 75HP 380V 105.9A 981rpm S.F.: 1.0 Eff.: 93.3% Code: E						
	50Hz 75HP 400/415V 101/97.9A 983/984rpm S.F.: 1.0 Eff.: 93.6/93.8% Code: F/G						
CSA Certified for	Model	LATER		Type	PJP		
	Temp. Code (sine wave)	CLASS I, Div. 2, Gr. A, B, C & D CLASS I, Zone 2, Gr. IIA, IIB, & IIC		CLASS II, Div. 2 Gr. E, F & G (Gr. E : Up to 320FR)		Frame	140~320FR
Amb. 40°C	T3C (160°C)		T3B (165°C)		T3A (180°C)		440FR
Amb. 55°C	T3A (180°C)		T3A (180°C)		T3 (200°C)		
No.	-		Date	-		Weight	1210 lb

4M-135702

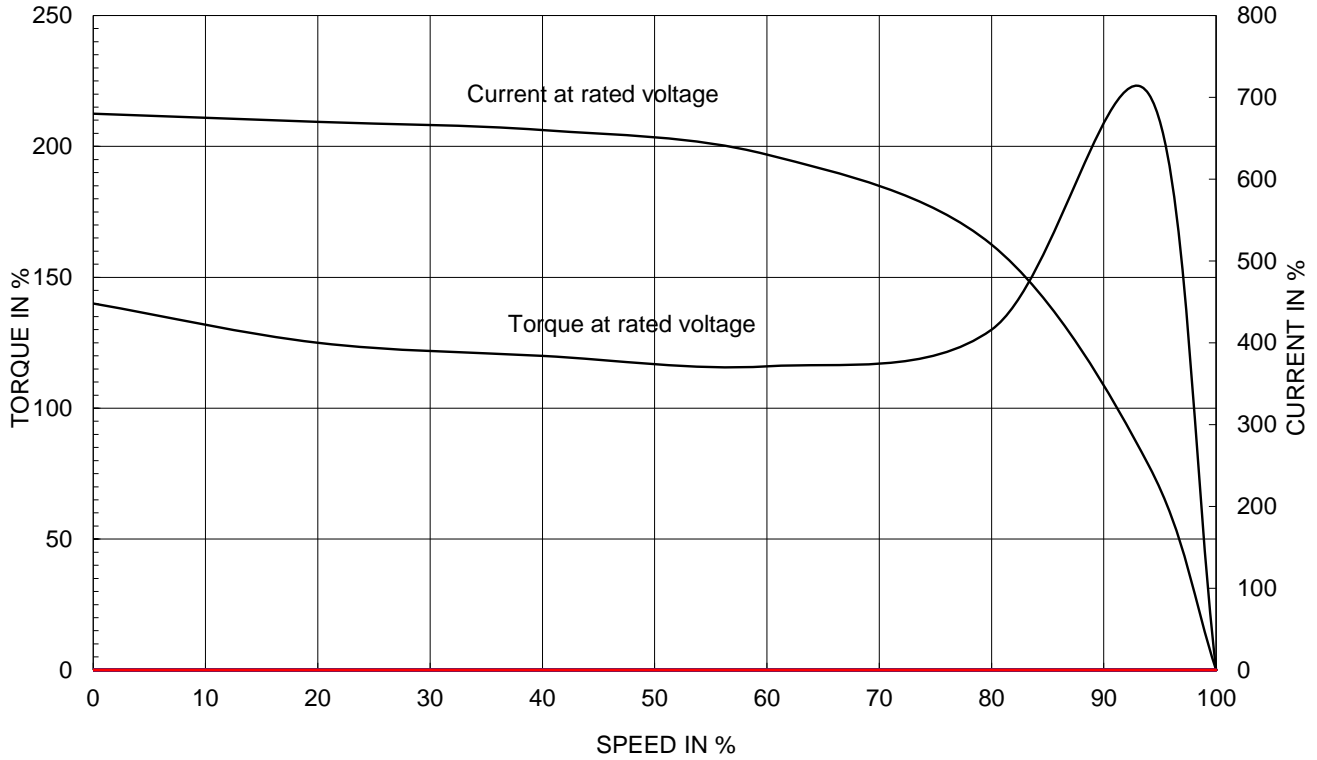
Made in Korea H1

2.36

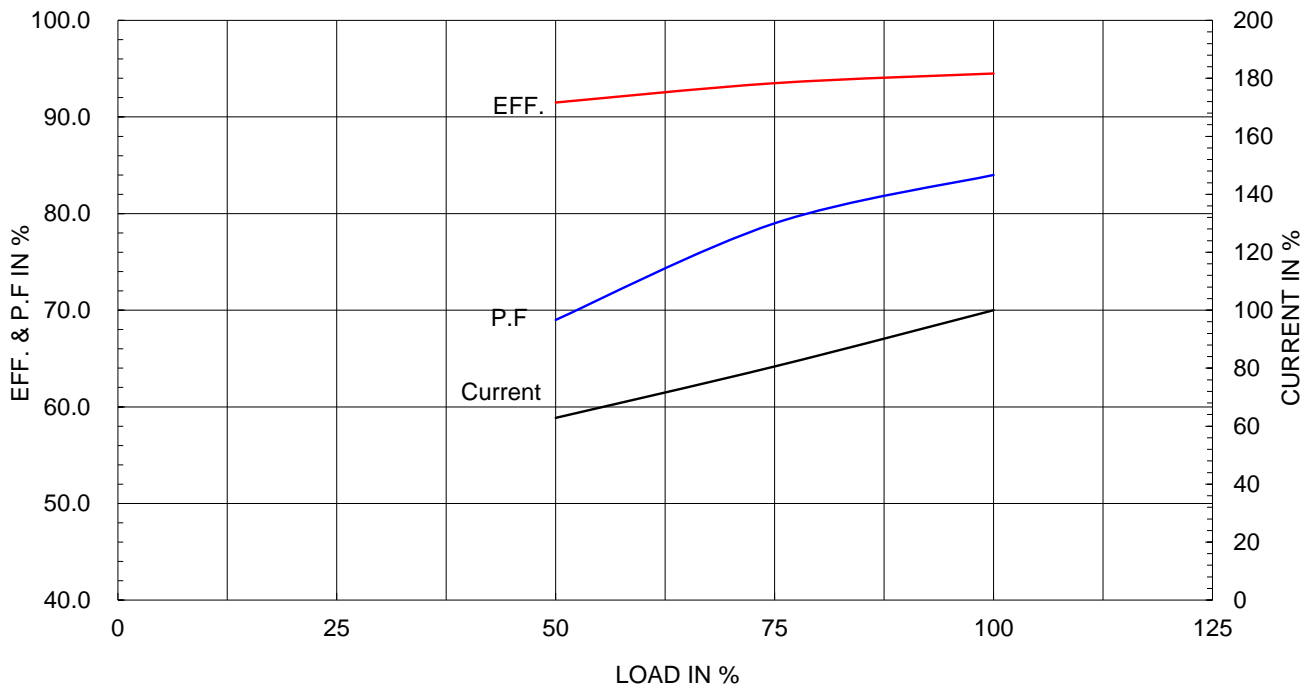
Type :	PJP	
Full Load Torque :	327.0	lb.ft
Load moment of Inertia (J) :	2670.866	lb.ft2
Motor moment of Inertia (J) :	55.310	lb.ft2

55kW 75HP	6 P	60 Hz
Speed at Full Load :		1185 RPM
Rated Voltage	575V	460V 230V
Full Load Current	69.6A	87.0A 173.9A

SPEED VS TORQUE & CURRENT CURVE



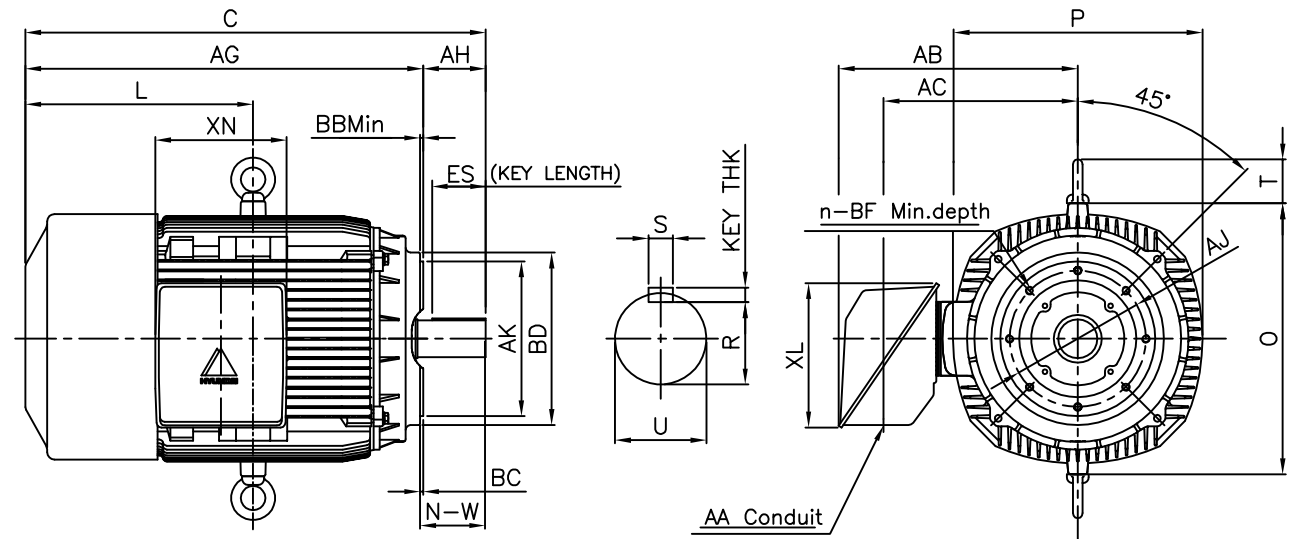
OUTPUT VS EFF., P.F & CURRENT CURVE



본 도면은 HD현대일렉트릭(주) 재산이며 허가없이 복사할 수 없음 (취급유의)

THIS DRAWING IS PROPRIETARY TO HYUNDAI ELECTRIC. NO PART OF THIS DRAWING MAY BE REPRODUCED WITHOUT THE PERMISSION OF HYUNDAI ELECTRIC.

▽	50S	REV	DATE	CONTENTS	REVD BY	CHKD BY	CHKD BY	APPD BY
▽▽	12.5S							
▽▽▽	3.2S							
▽▽▽▽	0.4S							



DIMENSIONS

Unit : inch

C - F A C E									CONDUIT BOX					APPROX. WGT.(LB)
AJ	AK	BB Min	BC	BD	BF	BF depth	n	AH	AA	AB	AC	XL	XN	
11.00	12.50	0.25	0.25	13.94	5/8-11	0.94	8	7.00	3.00	20.28	14.85	11.65	10.63	1210

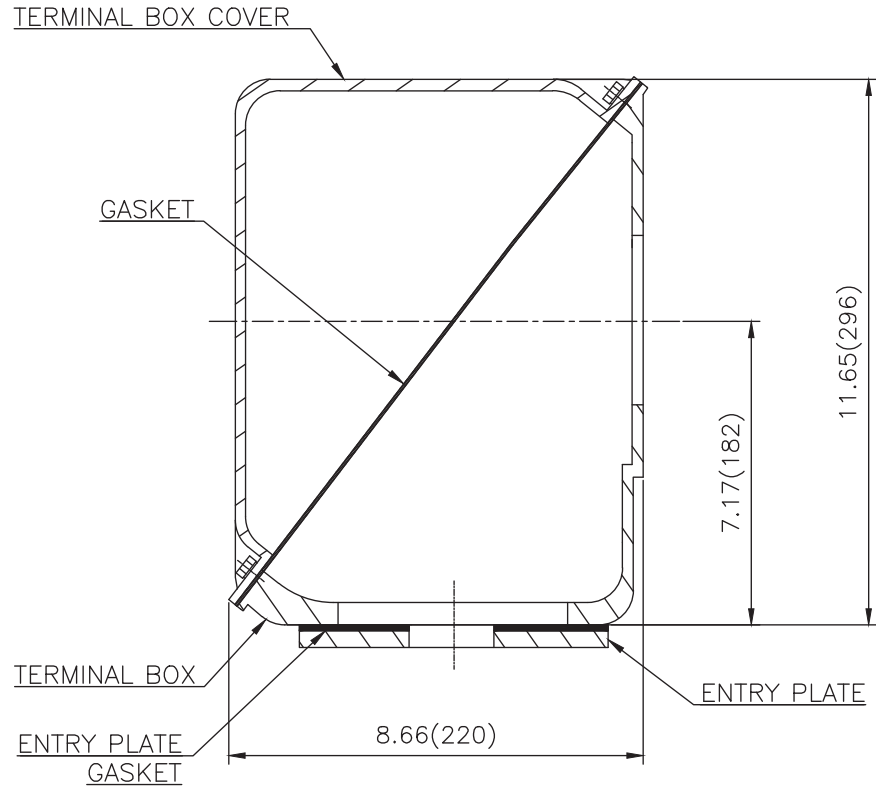
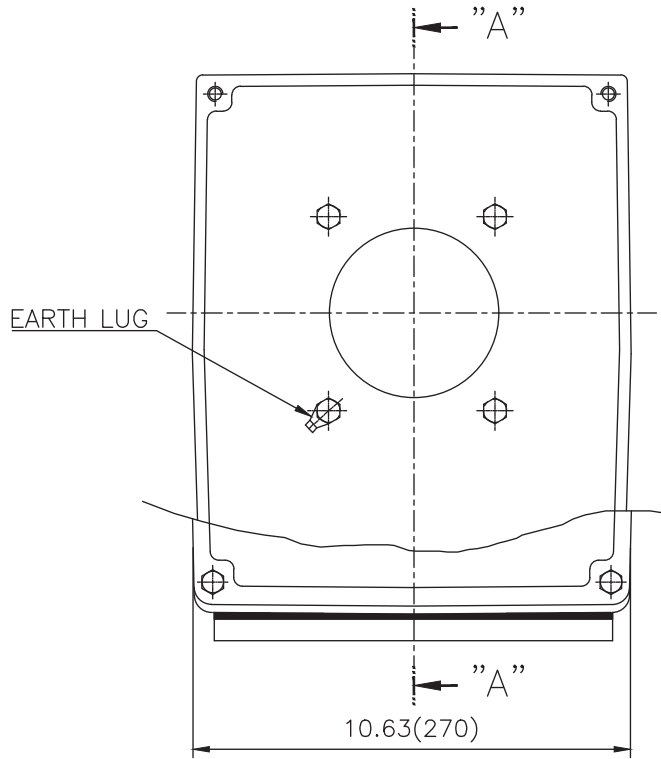
O V E R A L L					S H A F T						KEY	BEARING	
C	L	O	P	T	AG	U	N-W	KEYWAY			THK.	DRIVE END	OPP. DRIVE END
								R	ES	S			
39.42	18.68	22.20	19.69	3.55	32.17	2.875	7.25	2.450	5.65	0.750	0.750	6316C3	6313C3

NOTE

- 1.Dimension "U" tolerance : +0.000inch ~ -0.0005inch (143TC-215TC): +0.000inch ~ -0.001inch (254TC-449TC)
- 2.Dimension "R" tolerance : +0.000inch ~ - 0.015inch
- 3.Dimension "AK" tolerance : +0.000inch ~ -0.003inch (143TC-286TC): +0.000inch ~ -0.005inch (324TC-449TC)

APPD BY	S.K.HAN	UNIT	INCH	SUBJECT	NEMA 405TC	DWG SIZE	A4 (1:1)
CHKD BY	S.Y.KIM	SCALE	NONE				
CHKD BY	Y.H.BAE	PROJEC'N	3각법(3rd Angle)	TITLE OUTLINE			
DSND BY	N.R.LEE	DATE	2019-06-03				
				REF. NO	350A1516AA	Sheet No.	of
				DWG NO	LM-T1405C5PL001	Revision No.	0

**Cls. I&II, Div. 2
IEEE 841**



SEC. "A" - "A"

▽	50S
▽▽	12.5S
▽▽▽	3.2S
▽▽▽▽	0.4S

REV	DATE	CONTENTS	REVD BY	CHKD BY	CHKD BY	APPD BY

일반기준공차		일반재판공차	
1-4	±0.1	6-30	±0.5
4-18	±0.2	30-120	±0.8
18-63	±0.3	120-315	±1.2
63-250	±0.5	315-1000	±2.0
250-	±0.8	1000-	±3.0

Q'TY	DESCRIPTION	MATERIAL	DIMENSION	WEIGHT	PART NO.	REMARK	NO.
APPD BY	S.Y.KIM	UNIT	inch(mm)	SUBJECT	FR. 400-440 (CAST IRON)		DWG SIZE
CHKD BY		SCALE	1/1.2	TITLE	MAIN TERMINAL BOX ASS'Y		A3 (1:1.2)
CHKD BY	R.G.KIM	PROJEC'N	3rd Angle	DATE	2023-10-19		
DSND BY	배승희						
REF. NO		Sheet No.	of				
DWG NO	3M-248451	Revision No.	0				

