

Customer :
Project Name :
Project No. :
Revision No. :

SPECIFICATION for INDUCTION MOTOR



0		For Bidding			
No.	DATE	DESCRIPTION	PREPARED BY	CHECKED BY	APPROVED BY



AC INDUCTION MOTOR DATA SHEET

Catalog No.	HHI125-12-445T	Item No.	Rev. No.	[]
Project Name		Project No.	Quantity	sets

GENERAL SPECIFICATION			PERFORMANCE DATA			
Frame Size	445T	Rated Output	95 kW		125 HP	
Type	PJP	Number of Poles	6			
Enclosure(Protection)	Totally Enclosed / IP55	Rotor Type	Squirrel Cage			
Method of Cooling	IC411(FC)	Starting Method*	D.O.L			
Rated Frequency	60 Hz	Rated Voltage	575 V	460 V	230 V	
Number of Phases	3	Current	Full Load	118.1 A	147.7 A	295.3 A
Insulation Class	F		Locked-rotor**	675 %	675 %	675 %
Temp. Rise at full load (by resistance method)		Efficiency				
at 1.0 S.F	80 deg. C	50% Load		92.0 %		
Motor Location	<input type="checkbox"/> Indoor <input type="checkbox"/> Outdoor	75% Load		94.0 %		
Altitude	Less than 1,000 meter	100% Load		95.0 %		
Relative Humidity	Less than 80 %	Power Factor(p.u)				
Ambient Temp.	40 deg. C (Max.)	50% Load		0.700		
Duty Type	Continuous (S1)	75% Load		0.800		
Service Factor	1.15	100% Load		0.850		
Mounting	B3	Speed at Full Load		1185 r.p.m		
Bearing	Type	Anti-Friction				
	DE/N-DE	NU318 / 6316C3				
	Lubricant	Grease(Polyrex-EM)				
External Thrust	Not applicable					
Coupling Method	<input checked="" type="checkbox"/> Direct <input type="checkbox"/> V-belt	Torque				
Shaft Extension	Single	Full Load		564.8 lb.ft		
Terminal Box	Main	Locked-rotor**		140 %		
	Aux.	Breakdown**		220 %		
Location	Refer to Outline Drawing	Moment of Inertia (J)				
Application		Load(Max.)		3,090.203 lb.ft2		
Area classification	Hazardous	Motor		89.860 lb.ft2		
Type of Ex-Protection	Class I&II, Division 2	Sound Pressure Level (No-load & mean value at 1m from motor)				
Applicable Standard	NEMA MG1, CSA C390			80 dB(A)		
ACCESSORIES		Vibration				3.8 mm/sec (peak)
		Permissible number of consecutive starts		Cold	3 times	
				Hot	2 times	
		Paint	Munsell No.	4.0PB5.4/5.5(VL-451)		
SPARE PARTS		SUBMITTAL DRAWING				
		Outline Dimension Drawing		Motor Weight(Approx.)		
		B3	LM-T1445B3PL001	1640 lb.		
REMARK		1. Premium efficiency according to NEMA MG1				
		2. Inverter Duty @ 1.0 Service Factor & F Temperature rise				
		-. 10:1 VT (20:1 VT at 50% load)				
		-. 10:1 CT				
		-. CHP up to 1.5 times base speed, NEMA MG1 Part31				
		3. CSA Certification				
		-. Class I, Division 2, Group A, B, C & D				
		-. Class II, Division 2 Group E, F & G (Group E : up to 320Fr.)				
		4. Service Factor 1.15 and Temperature rise B are applicable under the condition of sine wave power.				
		5. Service Factor 1.25 is applicable to motors of 100HP or less with temperature rise F & Non-Hazardous.				
		Date	DSND	CHKD	CHKD	APPD
		2024-07-13	S.H. Lee	I.K. Kim	R.G. Kim	S.W. Kim

[Note] Others not mentioned in this data sheet shall be in accordance with maker standard.
 Above technical data are only design values and shall be guaranteed with tolerance of applicable standard.
 Inspection and performance test shall be done according to maker standard, if not mentioned.
 * In case of Inverter-Fed Motor, performance data is based on sine wave tests. It may be different from test data of Inverter combined motor.
 ** Data is based on rated voltage & frequency and is expressed as a percentage of full-load value.

1	2	3	4
REV	DATE	CONTENTS	REVD BY

4.72

CROWN TRITON
Premium Efficiency AC 3 Phase Motor

125HP	6P	230/460V	Cat. No.	HHI125-12-445T			
Model	HLS445SR06		INS. Class	F	HD-F1	Amps	295.3/147
Type	HLS	Duty	CONT	Code	H	Amb.	40°C
Frame	445T	Encl.	TEFC	S.F.	1.15	RPM	1185
Bearing	Drive	NU318		S.F.1.00 (10:1 C.T., 20:1 V.T., NEMA-MG1 Part31)		3/4 Eff.	94%
	Opp.	6316C3				NEMA Design	B
Usable at	50Hz 100HP 380V 141.5A 985rpm S.F.: 1.0 Eff.: 94.6% Code: G						
	50Hz 100HP 400/415V 136.4/133.6A 986/987rpm S.F.: 1.0 Eff.: 94.7/94.8% Code: H/J						
CSA Certified for	Model	LATER		Type	PJP		
	CLASS I, Div. 2, Gr. A, B, C & D	CLASS II, Div. 2 Gr. E, F & G		Temp. Code	(sine wave)		
	CLASS I, Zone 2, Gr. IIA, IIB, & IIC	(Gr. E : Up to 320FR)		Amb. 40°C	T3C (160°C)	T3B (165°C)	T3A (180°C)
				Amb. 55°C	T3A (180°C)	T3A (180°C)	T3 (200°C)
No.	-	Date	-	Weight	1640 lb		

4M-135702
Made in Korea H1

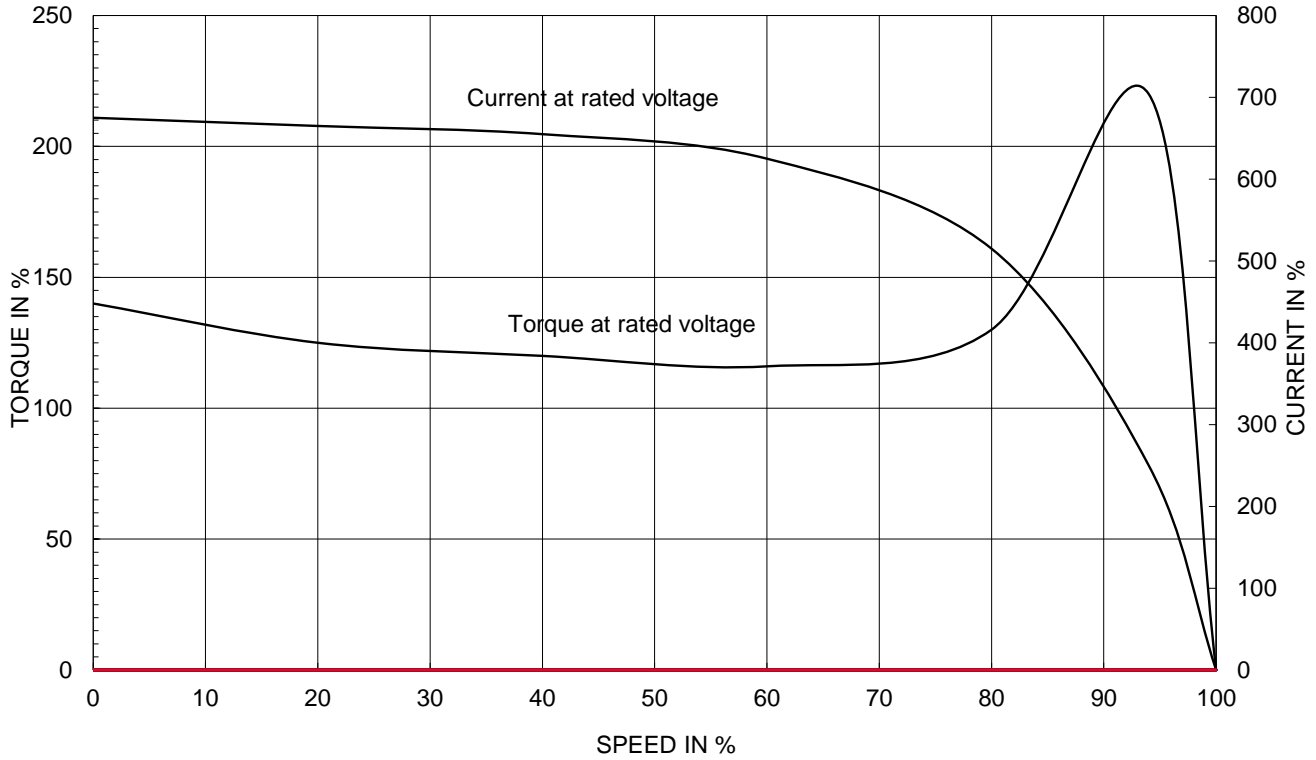
2.36

APPD BY	S.Y.KIM	UNIT	INCH	SUBJECT	CSA Class I, Division2 Severe Duty (HHI, 364-449)	DWG SIZE
CHKD BY	I.K.KIM	SCALE	NONE			A4 (1:1)
CHKD BY	R.G.KIM	PROJEC'N	3rd Angle	TITLE NAMEPLATE DRAWING		
DSND BY	S.H.LEE	DATE	2024.06.07			
				REF. NO	4M-135702	Sheet No. of
				DWG NO	NP-HHI125-12-445T	Revision No. 0

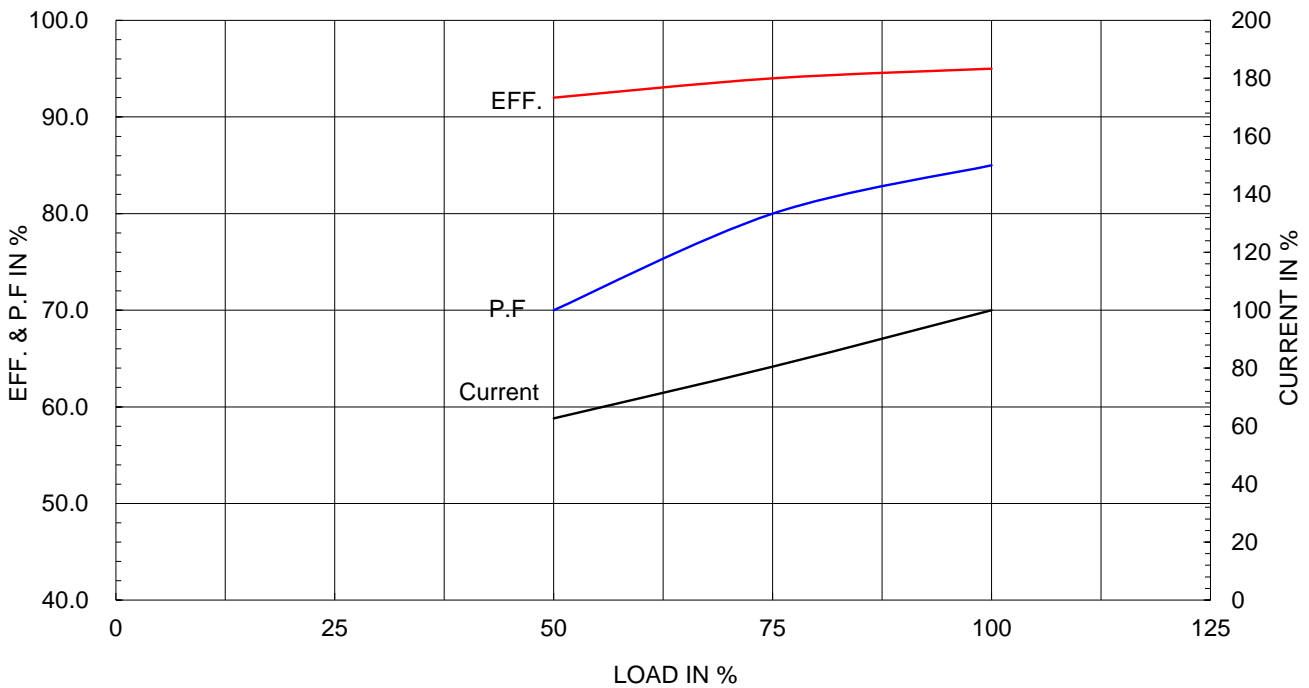
Type :	PJP	
Full Load Torque :	564.8	lb.ft
Load moment of Inertia (J) :	3090.203	lb.ft ²
Motor moment of Inertia (J) :	89.860	lb.ft ²

95kW	125HP	6 P	60 Hz
Speed at Full Load :			1185 RPM
Rated Voltage	575V	460V	230V
Full Load Current	118.1A	147.7A	295.3A

SPEED VS TORQUE & CURRENT CURVE



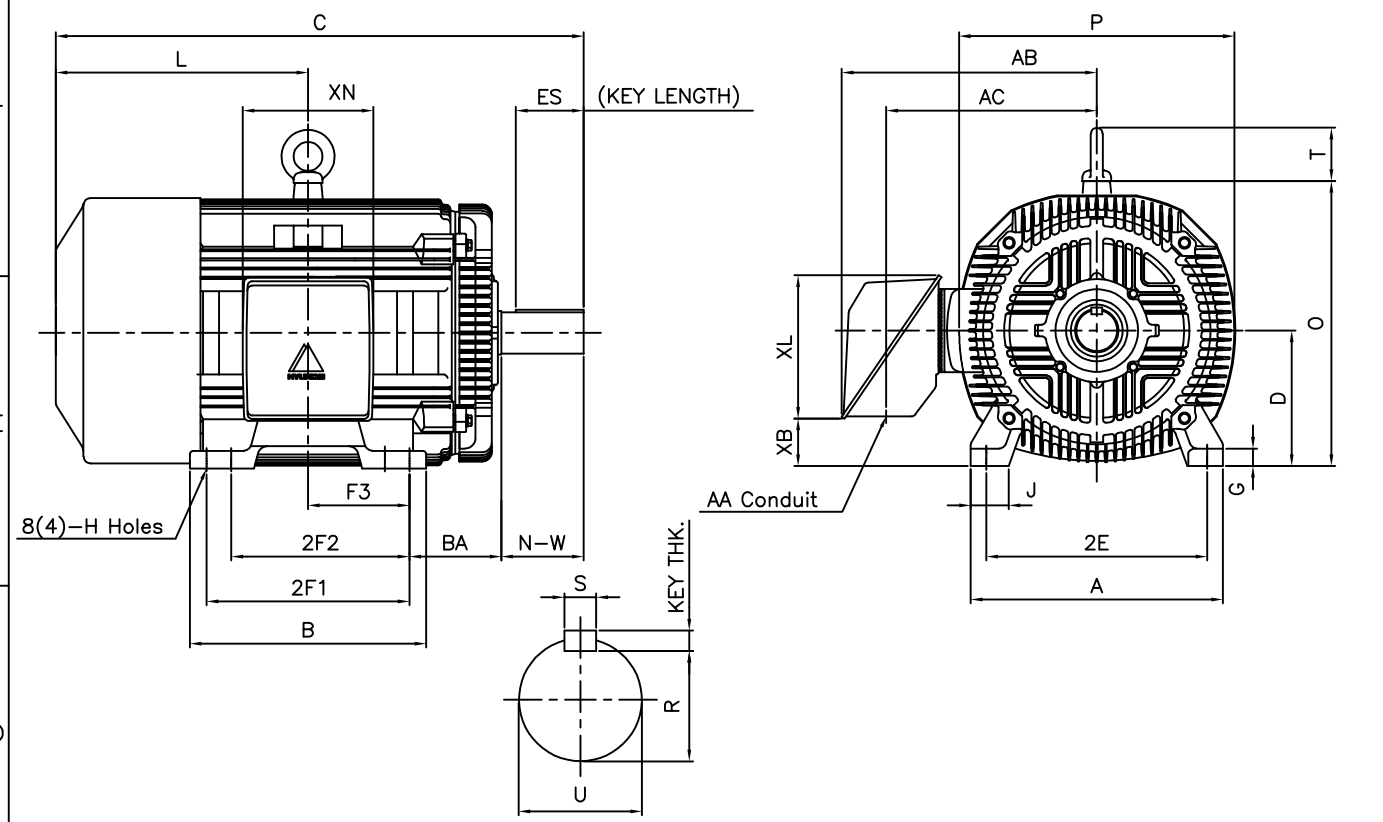
OUTPUT VS EFF., P.F & CURRENT CURVE



본 도면은 HD현대일렉트릭(주) 재산이며 허가없이 복사할 수 없음 (취급유의)

THIS DRAWING IS PROPRIETARY TO HYUNDAI ELECTRIC. NO PART OF THIS DRAWING MAY BE REPRODUCED WITHOUT THE PERMISSION OF HYUNDAI ELECTRIC.

▽	50S	REV	DATE	CONTENTS	REVD BY	CHKD BY	CHKD BY	APPD BY
▽▽	12.5S							
▽▽▽	3.2S							
▽▽▽▽	0.4S							



DIMENSIONS

unit : inch

M O U N T I N G									C O N D U I T B O X						APPROX. WGT.(LB)
A	B	2E	2F1	2F2	F3	G	J	H	AA	AB	AC	XB	XL	XN	
20.51	19.21	18.00	16.50	(14.50)	8.248	1.42	3.07	0.81	3.00	21.26	18.03	3.83	11.65	10.63	1640

O V E R A L L							S H A F T					KEY	BEARING	
BA	C	D	L	O	P	T	U	N-W	KEYWAY			THK.	DRIVE END	OPP. DRIVE END
									R	ES	S			
7.50	45.21	11.00	20.96	23.19	22.40	4.33	3.375	8.50	2.880	6.93	0.875	0.875	6318C3 or NU318	6316C3

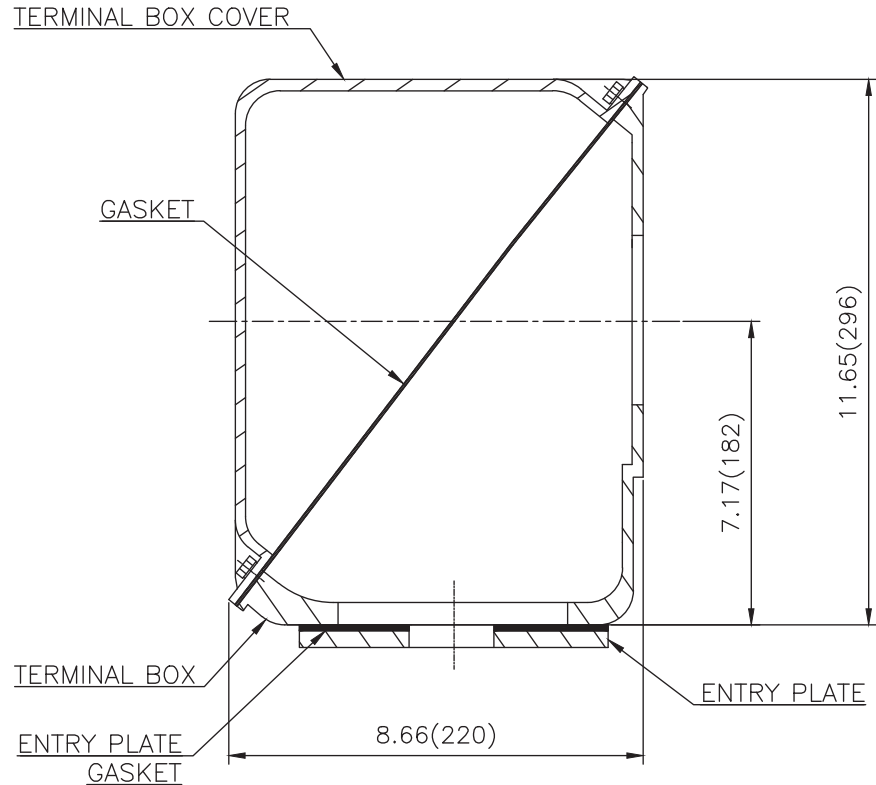
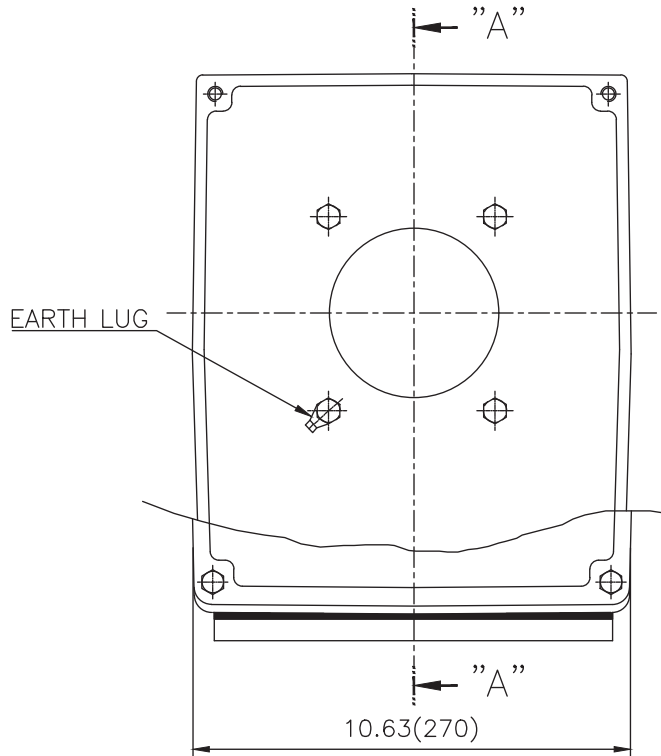
NOTE

1. Dimension "D" tolerance : +0.00inch - 0.03inch (143T-365T) ; +0.000inch - 0.06inch (404T-449T)
2. Dimension "U" tolerance : +0.000inch - 0.005inch (143T-215T), +0.000inch - 0.001inch (254T-449T)
3. Dimension "R" tolerance : +0.000inch - 0.015inch

APPD BY	S.K.HAN	UNIT	INCH	SUBJECT	445T	DWG SIZE	A4 (1:1)		
Q.P CHK	I.K.KIM	SCALE	NONE	TITLE	OUTLINE	REF. NO	350A1118AA		
CHKD BY	R.G.KIM	PROJEC'N	3rd Angle					Sheet No.	of
DSND BY	B.Y.KIM	DATE	2019.06.05					DWG NO	LM-T1445B3PL001
						Revision No.	0		



**Cls. I&II, Div. 2
IEEE 841**



SEC. "A" - "A"

▽	50S
▽▽	12.5S
▽▽▽	3.2S
▽▽▽▽	0.4S

REV	DATE	CONTENTS	REVD BY	CHKD BY	CHKD BY	APPD BY

일반기준공차		일반재판공차	
1-4	±0.1	6-30	±0.5
4-18	±0.2	30-120	±0.8
18-63	±0.3	120-315	±1.2
63-250	±0.5	315-1000	±2.0
250-	±0.8	1000-	±3.0

Q'TY	DESCRIPTION	MATERIAL	DIMENSION	WEIGHT	PART NO.	REMARK	NO.
APPD BY	S.Y.KIM	UNIT	inch(mm)	SUBJECT	FR. 400-440 (CAST IRON)	DWG SIZE	A3 (1:1.2)
CHKD BY		SCALE	1/1.2	TITLE	MAIN TERMINAL BOX ASS'Y		
CHKD BY	R.G.KIM	PROJEC'N	3rd Angle	REF. NO		Sheet No.	of
DSND BY	배승희	DATE	2023-10-19	DWG NO	3M-248451	Revision No.	0

