

Customer :
Project Name :
Project No. :
Revision No. :

SPECIFICATION for INDUCTION MOTOR



0		For Bidding			
No.	DATE	DESCRIPTION	PREPARED BY	CHECKED BY	APPROVED BY



AC INDUCTION MOTOR DATA SHEET

Catalog No.	HHI100-36-405TS	Item No.	Rev. No.	[]
Project Name		Project No.	Quantity	sets

GENERAL SPECIFICATION			PERFORMANCE DATA			
Frame Size	405TS		Rated Output	75 kW 100 HP		
Type	PJP		Number of Poles	2		
Enclosure(Protection)	Totally Enclosed	/ IP55	Rotor Type	Squirrel Cage		
Method of Cooling	IC411(FC)		Starting Method*	D.O.L		
Rated Frequency	60 Hz		Rated Voltage	575 V	460 V	230 V
Number of Phases	3		Current	Full Load	88.1 A	110.1 A
Insulation Class	F			Locked-rotor**	700 %	700 %
Temp. Rise at full load (by resistance method)			Efficiency			
at 1.0 S.F	80 deg. C		50% Load		91.5 %	
Motor Location	<input type="checkbox"/> Indoor <input type="checkbox"/> Outdoor		75% Load		93.5 %	
Altitude	Less than 1,000 meter		100% Load		94.5 %	
Relative Humidity	Less than 80 %		Power Factor(p.u)			
Ambient Temp.	40 deg. C (Max.)		50% Load		0.755	
Duty Type	Continuous (S1)		75% Load		0.855	
Service Factor	1.15		100% Load		0.905	
Mounting	B3		Speed at Full Load	3570 r.p.m		
Bearing	Type	Anti-Friction	Torque			
	DE/N-DE	6313C3 / 6313C3	Full Load		148.0 lb.ft	
	Lubricant	Grease(Polyrex-EM)	Locked-rotor**		120 %	
External Thrust	Not applicable		Breakdown**		220 %	
Coupling Method	<input checked="" type="checkbox"/> Direct <input type="checkbox"/> V-belt		Moment of Inertia (J)			
Shaft Extension	Single		Load(Max.)		214.761 lb.ft2	
Terminal Box	Main	Cast Iron	Motor		18.450 lb.ft2	
	Aux.	No	Sound Pressure Level (No-load & mean value at 1m from motor)			
	Location	Refer to Outline Drawing	87 dB(A)			
Application			Vibration			
Area classification	Hazardous		3.8 mm/sec (peak)			
Type of Ex-Protection	Class I&II, Division 2		Permissible number of consecutive starts		Cold 3 times	
Applicable Standard	NEMA MG1, CSA C390		Hot		2 times	
	Paint	Munsell No.	4.0PB5.4/5.5(VL-451)			

ACCESSORIES

SUBMITTAL DRAWING		
Outline Dimension Drawing	Motor Weight(Approx.)	
B3	LM-T1405B3CL001	1120 lb.

SPARE PARTS

REMARK				
1. Premium efficiency according to NEMA MG1 2. Inverter Duty @ 1.0 Service Factor & F Temperature rise -. 10:1 VT (20:1 VT at 50% load) -. 10:1 CT -. CHP up to 1.5 times base speed, NEMA MG1 Part31 3. CSA Certification -. Class I, Division 2, Group A, B, C & D -. Class II, Division 2 Group E, F & G (Group E : up to 320Fr.) 4. Service Factor 1.15 and Temperature rise B are applicable under the condition of sine wave power. 5. Service Factor 1.25 is applicable to motors of 100HP or less with temperature rise F & Non-Hazardous.				
Date	DSND	CHKD	CHKD	APPD
2024-07-13	S.H. Lee	I.K. Kim	R.G. Kim	S.W. Kim

[Note] Others not mentioned in this data sheet shall be in accordance with maker standard.
 Above technical data are only design values and shall be guaranteed with tolerance of applicable standard.
 Inspection and performance test shall be done according to maker standard, if not mentioned.
 * In case of Inverter-Fed Motor, performance data is based on sine wave tests. It may be different from test data of Inverter combined motor.
 ** Data is based on rated voltage & frequency and is expressed as a percentage of full-load value.

1	2	3	4
REV	DATE	CONTENTS	REVD BY

4.72

CROWN TRITON
Premium Efficiency AC 3 Phase Motor

100HP	2P	230/460V	Cat. No.	HHI100-36-405TS			
Model	HLS405SR02		INS. Class	F	HD-F1	Amps	220.1/110
Type	HLS	Duty	CONT	Code	G	Amb.	40°C
Frame	405TS	Encl.	TEFC	S.F.	1.15	RPM	3570
Bearing	Drive	6313C3		S.F.1.00 (10:1 C.T., 20:1 V.T., NEMA-MG1 Part31)		3/4 Eff.	93.5%
	Opp.	6313C3				NEMA Design	B
Usable at	50Hz 75HP 380V 97.8A 2970rpm S.F.: 1.0 Eff.: 94.4% Code: H						
	50Hz 75HP 400/415V 93.1/90.2A 2973/2975rpm S.F.: 1.0 Eff.: 94.6/94.7% Code: J/J						
CSA Certified for	Model	LATER		Type	PJP		
	CLASS I, Div. 2, Gr. A, B, C & D	CLASS II, Div. 2 Gr. E, F & G		Temp. Code	(sine wave)		
	CLASS I, Zone 2, Gr. IIA, IIB, & IIC	(Gr. E : Up to 320FR)		Amb. 40°C	T3C (160°C)	T3B (165°C)	T3A (180°C)
				Amb. 55°C	T3A (180°C)	T3A (180°C)	T3 (200°C)
No.	-		Date	-		Weight	1120 lb

4M-135702
Made in Korea H1

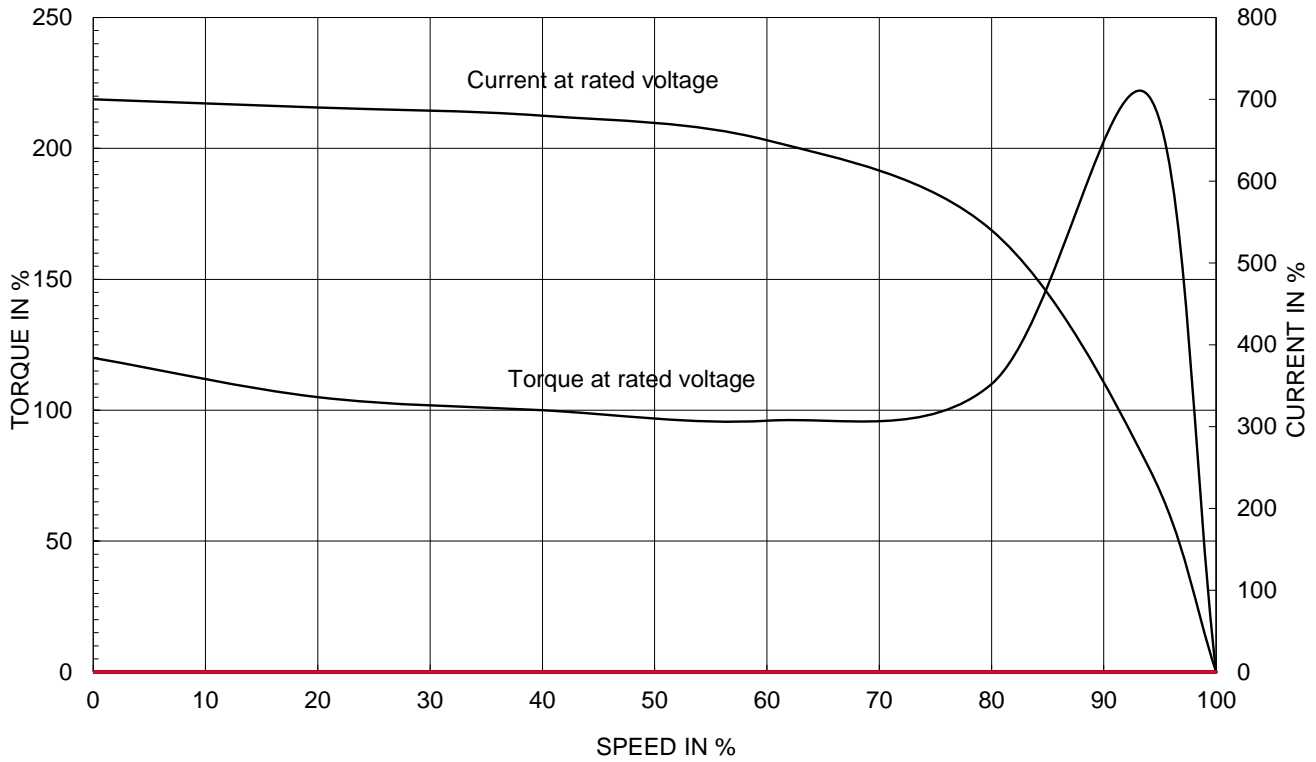
2.36

APPD BY	S.Y.KIM	UNIT	INCH	SUBJECT	CSA Class I, Division2 Severe Duty (HHI, 364-449)	DWG SIZE
CHKD BY	I.K.KIM	SCALE	NONE			A4 (1:1)
CHKD BY	R.G.KIM	PROJEC'N	3rd Angle	TITLE NAMEPLATE DRAWING		
DSND BY	S.H.LEE	DATE	2024.06.07			
				REF. NO	4M-135702	Sheet No. of
				DWG NO	NP-HHI100-36-405TS	Revision No. 0

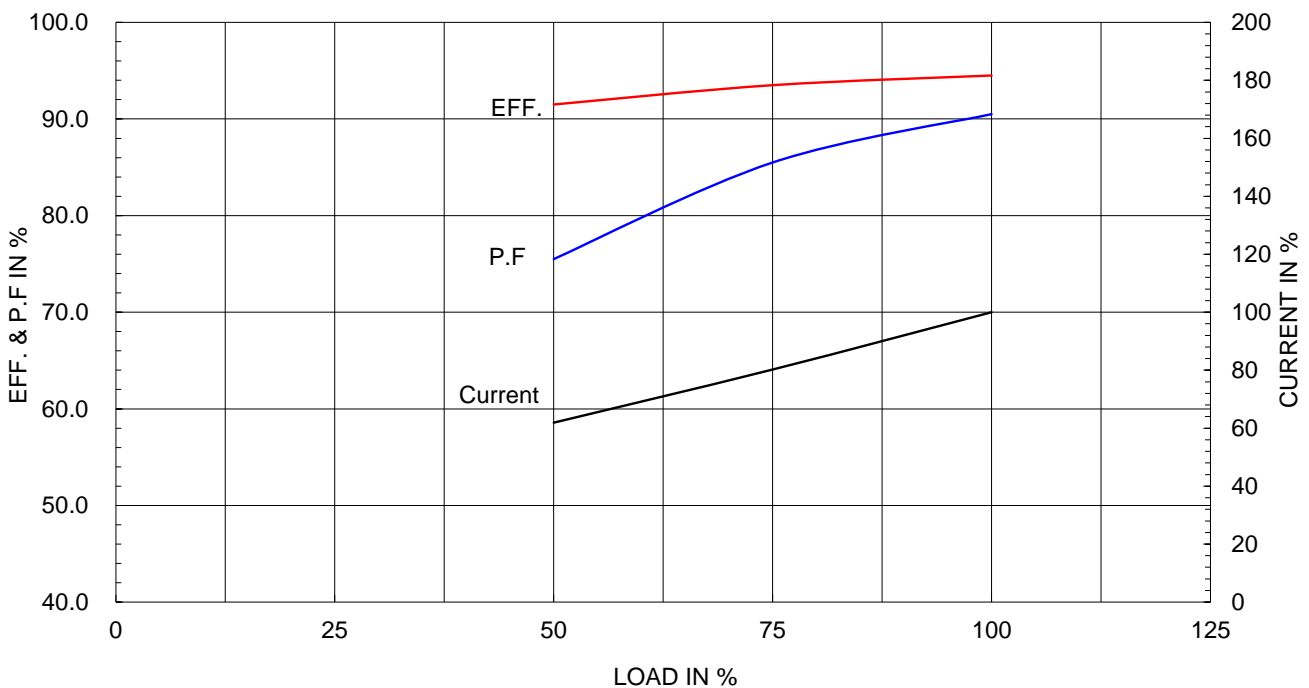
Type :	PJP	
Full Load Torque :	148.0	lb.ft
Load moment of Inertia (J) :	214.761	lb.ft2
Motor moment of Inertia (J) :	18.450	lb.ft2

75kW	100HP	2 P	60 Hz
Speed at Full Load :			3570 RPM
Rated Voltage	575V	460V	230V
Full Load Current	88.1A	110.1A	220.1A

SPEED VS TORQUE & CURRENT CURVE



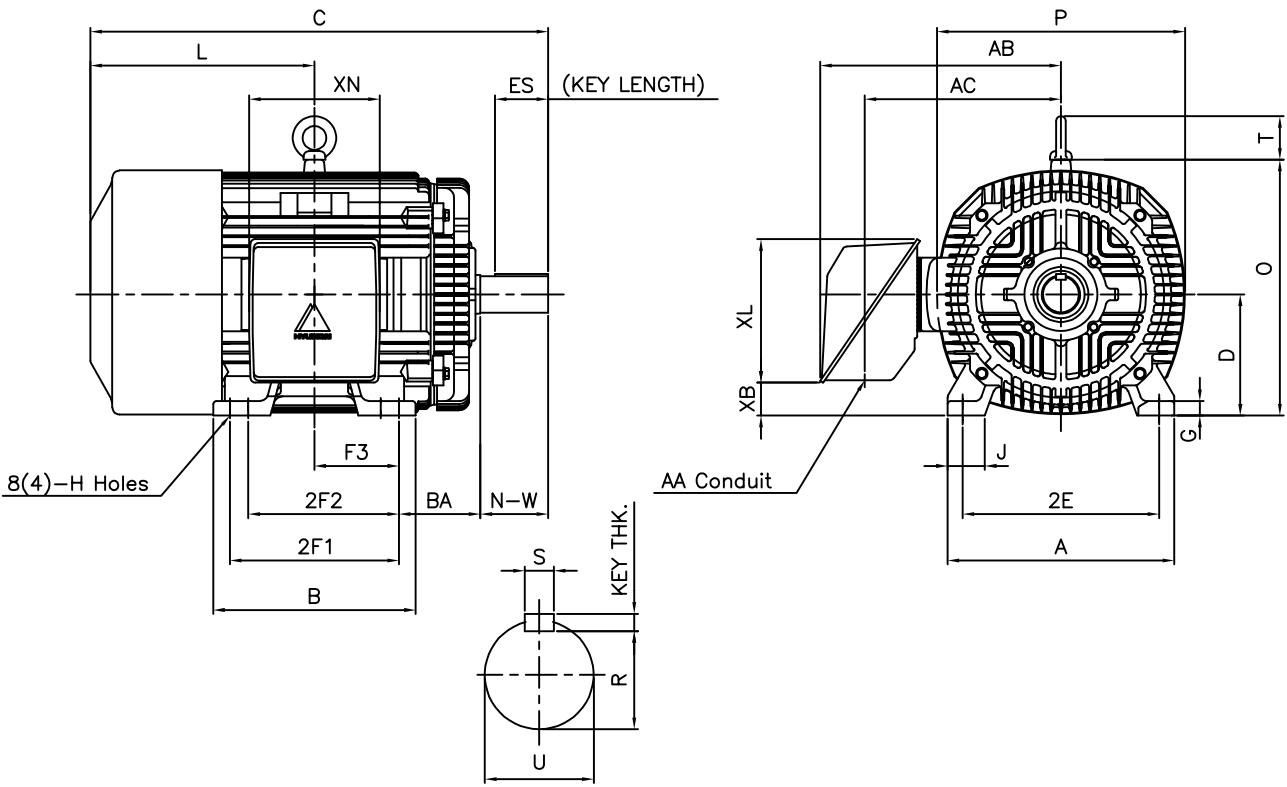
OUTPUT VS EFF., P.F & CURRENT CURVE



본 도면은 HD현대일렉트릭(주) 재산이며 허가없이 복사할 수 없음 (취급주의)

THIS DRAWING IS PROPRIETARY TO HYUNDAI ELECTRIC. NO PART OF THIS DRAWING MAYBE REPRODUCED WITHOUT THE PERMISSION OF HYUNDAI ELECTRIC.

▽	50S	REV	DATE	CONTENTS	REVD BY	CHKD BY	CHKD BY	APPD BY
▽▽	12.5S							
▽▽▽	3.2S							
▽▽▽▽	0.4S							



DIMENSIONS

unit : inch

M O U N T I N G									C O N D U I T B O X						APPROX. WGT.(LB)
A	B	2E	2F1	2F2	F3	G	J	H	AA	AB	AC	XB	XL	XN	
18.43	16.46	16.00	13.75	(12.25)	6.870	1.18	3.03	0.81	3.00	20.28	14.85	2.83	11.65	10.63	1120

O V E R A L L							S H A F T					KEY	B E A R I N G	
BA	C	D	L	O	P	T	U	N-W	KEYWAY			THK.	DRIVE END	OPP. DRIVE END
									R	ES	S			
6.62	36.42	10.00	18.68	20.79	20.16	3.55	2.125	4.25	1.845	2.80	0.500	0.500	6313C3	6313C3

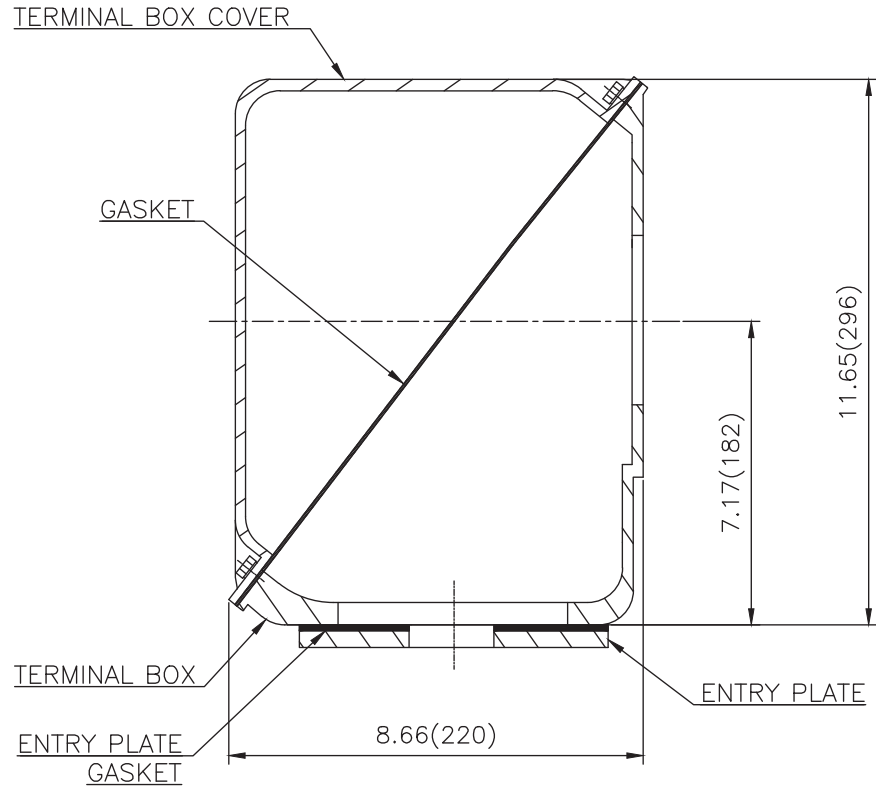
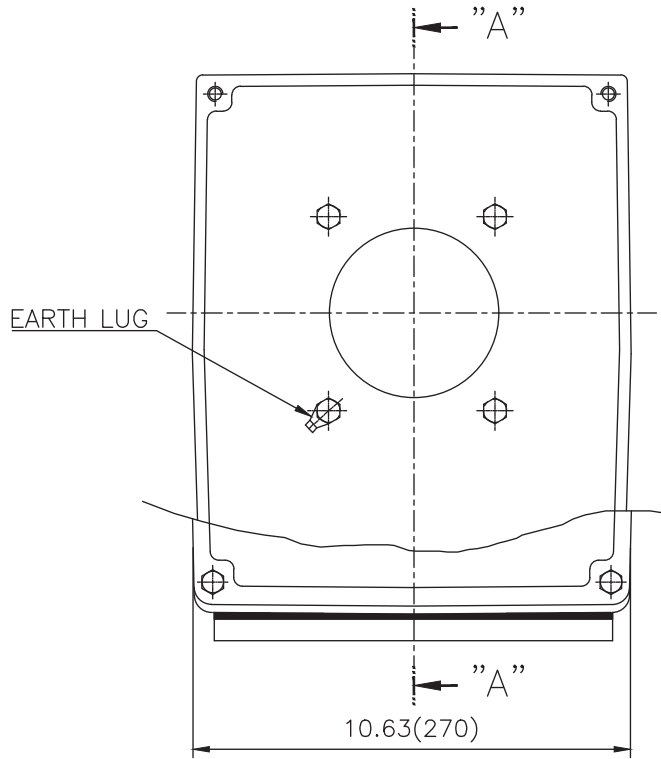
NOTE

1. Dimension "D" tolerance : +0.00inch - 0.03inch (143T-365T) ; +0.00inch - 0.06inch (404T-449T)
2. Dimension "U" tolerance : +0.000inch - 0.005inch (143T-215T), +0.000inch - 0.001inch (254T-449T)
3. Dimension "R" tolerance : +0.000inch - 0.015inch

APPD BY	S.K.HAN	UNIT	INCH	SUBJECT	405TS	DWG SIZE	A4 (1:1)		
Q.P CHK	I.K.KIM	SCALE	NONE	TITLE	OUTLINE	REF. NO	350A1116BA		
CHKD BY	R.G.KIM	PROJEC'N	3rd Angle					Sheet No.	of
DSND BY	B.Y.KIM	DATE	2019.06.05					DWG NO	LM-T1405B3CL001
						Revision No.	0		



**Cls. I&II, Div. 2
IEEE 841**



SEC. "A" - "A"

▽	50S
▽▽	12.5S
▽▽▽	3.2S
▽▽▽▽	0.4S

REV	DATE	CONTENTS	REVD BY	CHKD BY	CHKD BY	APPD BY

일반기준공차		일반재판공차	
1-4	±0.1	6-30	±0.5
4-18	±0.2	30-120	±0.8
18-63	±0.3	120-315	±1.2
63-250	±0.5	315-1000	±2.0
250-	±0.8	1000-	±3.0

Q'TY	DESCRIPTION	MATERIAL	DIMENSION	WEIGHT	PART NO.	REMARK	NO.
APPD BY	S.Y.KIM	UNIT	inch(mm)	SUBJECT	FR. 400-440 (CAST IRON)		DWG SIZE
CHKD BY		SCALE	1/1.2	TITLE	MAIN TERMINAL BOX ASS'Y		A3 (1:1.2)
CHKD BY	R.G.KIM	PROJEC'N	3rd Angle	DATE	2023-10-19		
DSND BY	배승희						
REF. NO		Sheet No.	of				
DWG NO	3M-248451	Revision No.	0				

