

Customer :  
Project Name :  
Project No. :  
Revision No. :

# SPECIFICATION for INDUCTION MOTOR



0		For Bidding			
No.	DATE	DESCRIPTION	PREPARED BY	CHECKED BY	APPROVED BY



1	2	3	4
REV	DATE	CONTENTS	REVD BY

4.72

**CROWN TRITON**  
Premium Efficiency AC 3 Phase Motor

100HP	6P	230/460V	Cat. No.	HHI100-12-444TC			
Model	HLS444PR06		INS. Class	F	HD-F1	Amps	233.1/116
Type	HLS	Duty	CONT	Code	H	Amb.	40°C
Frame	444TC	Encl.	TEFC	S.F.	1.15	RPM	1185
Bearing	Drive	6318C3		S.F.1.00 (10:1 C.T., 20:1 V.T., NEMA-MG1 Part31)		3/4 Eff.	94%
	Opp.	6316C3				NEMA Design	B Torque
Usable at	50Hz 75HP 380V 104.4A 985rpm S.F.: 1.0 Eff.: 94.6% Code: H						
	50Hz 75HP 400/415V 101/99.3A 986/987rpm S.F.: 1.0 Eff.: 94.8/94.9% Code: J/K						
CSA Certified for	Model	LATER		Type	PJP		
	CLASS I, Div. 2, Gr. A, B, C & D	CLASS II, Div. 2 Gr. E, F & G		Temp. Code	(sine wave)		
	CLASS I, Zone 2, Gr. IIA, IIB, & IIC	(Gr. E : Up to 320FR)		Amb. 40°C	T3C (160°C)	T3B (165°C)	T3A (180°C)
				Amb. 55°C	T3A (180°C)	T3A (180°C)	T3 (200°C)
No.	-		Date	-		Weight	1610 lb

4M-135702
Made in Korea H1

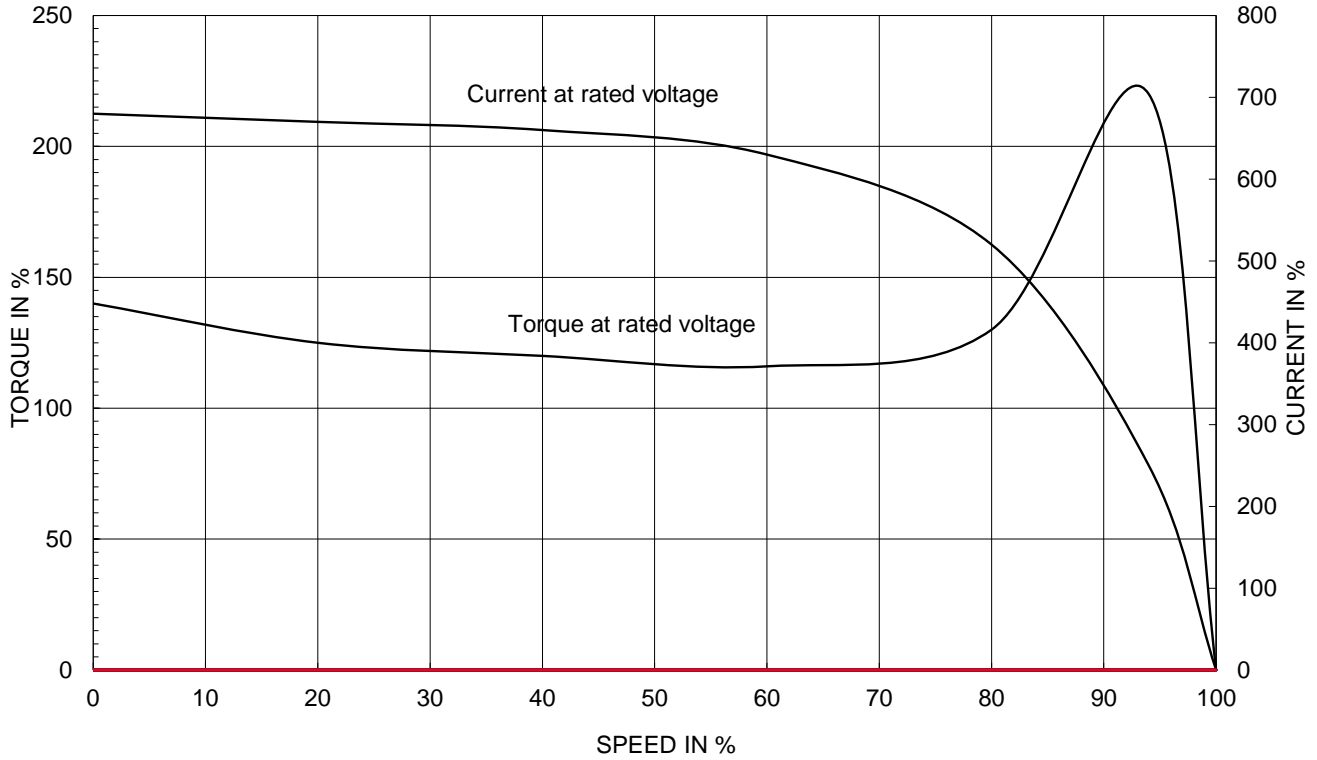
2.36

APPD BY	S.Y.KIM	UNIT	INCH	SUBJECT	CSA Class I, Division2 Severe Duty (HHI, 364-449)	DWG SIZE
CHKD BY	I.K.KIM	SCALE	NONE			A4 ( 1:1 )
CHKD BY	R.G.KIM	PROJEC'N	3rd Angle	TITLE <b>NAMEPLATE DRAWING</b>		
DSND BY	S.H.LEE	DATE	2024.06.07			
				REF. NO	<b>4M-135702</b>	Sheet No. of
				DWG NO	<b>NP-HHI100-12-444TC</b>	Revision No. <b>0</b>

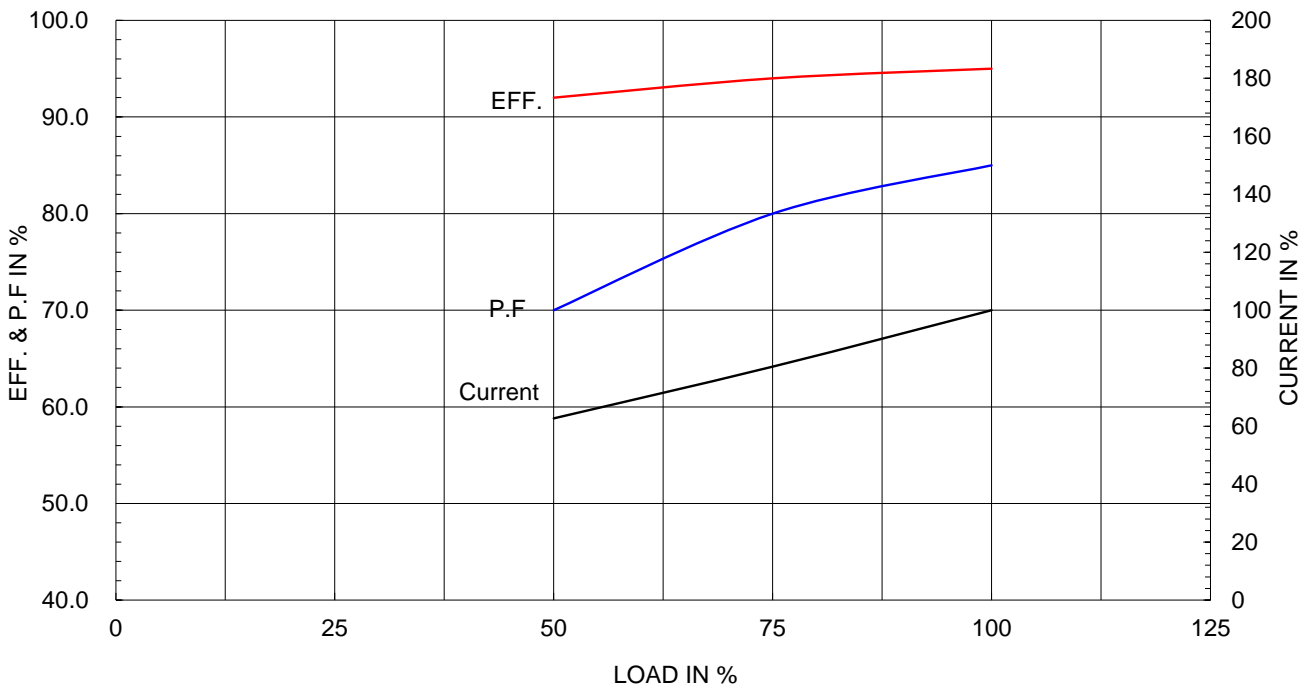
Type :	PJP	
Full Load Torque :	445.9	lb.ft
Load moment of Inertia (J) :	3008.432	lb.ft2
Motor moment of Inertia (J) :	73.410	lb.ft2

75kW	100HP	6 P	60 Hz
Speed at Full Load :			1185 RPM
Rated Voltage	575V	460V	230V
Full Load Current	93.3A	116.6A	233.1A

SPEED VS TORQUE & CURRENT CURVE



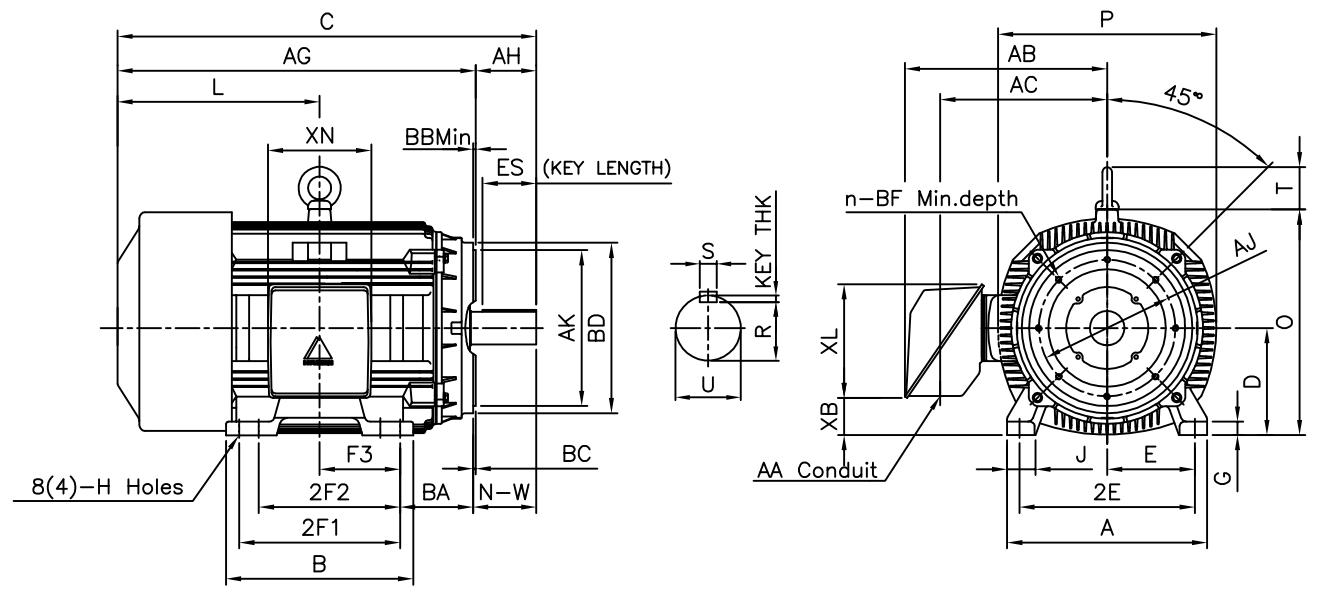
OUTPUT VS EFF., P.F & CURRENT CURVE



본 도면은 HD현대일렉트릭(주) 재산이며 허가없이 복사할 수 없습니다 (취급주의)

THIS DRAWING IS PROPRIETARY TO HYUNDAI ELECTRIC. NO PART OF THIS DRAWING MAY BE REPRODUCED WITHOUT THE PERMISSION OF HYUNDAI ELECTRIC.

1	2	3	4
▽	50S	REV	DATE
▽▽	12.5S		
▽▽▽	3.2S		
▽▽▽▽	0.4S		



DIMENSIONS

Unit:inch

M O U N T I N G									C O N D U I T B O X					APPROX. WGT.(LB)	
A	B	2E	2F1	2F2	F3	G	J	H	AA	AB	AC	XB	XL		XN
20.51	19.21	18.00	(16.50)	14.50	8.248	1.42	3.07	0.81	3.00	21.26	18.03	3.83	11.65	10.63	1610

O V E R A L L								S H A F T			KEY	BEARING			
BA	C	D	L	O	P	T	AG	U	N-W	KEYWAY			THK.	DRIVE END	OPP. DRIVE END
										R	ES	S			
7.50	45.21	11.00	20.96	23.19	22.44	4.33	36.71	3.375	8.50	2.880	6.93	0.875	0.875	6318C3	6316C3

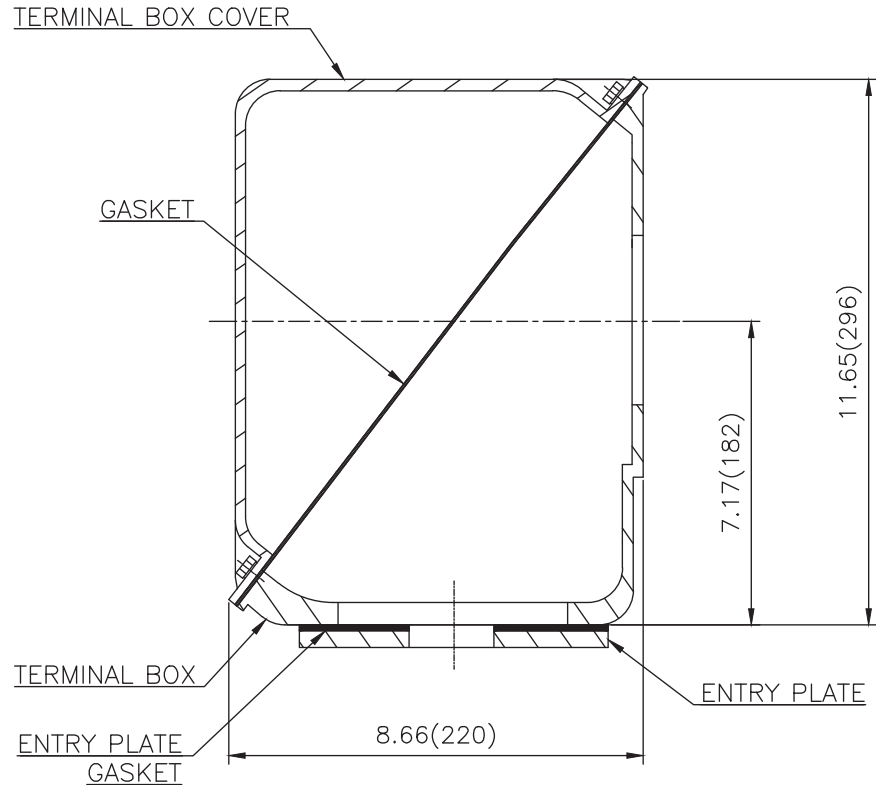
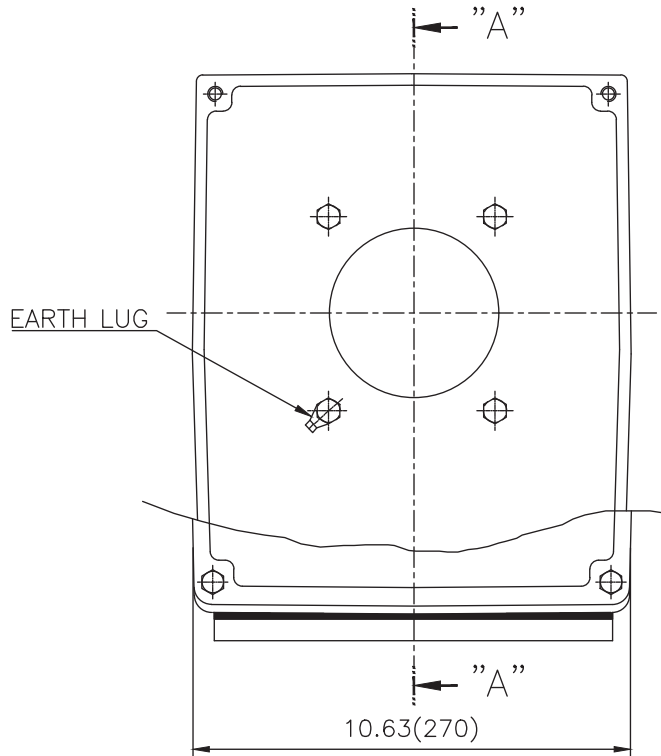
C - F A C E								
AJ	AK	BB Min	BC	BD	BF	BF depth	n	AH
14.00	16.00	0.25	0.25	17.48	5/8-11	0.94	8	8.25

**NOTE**

- 1.Dimension "D" tolerance : +0.00inch ~ -0.03inch (143TC-365TC) : +0.000inch ~ -0.06inch (404TC-449TC)
- 2.Dimension "U" tolerance : +0.000inch ~ -0.0005inch (143TC-215TC): +0.000inch ~ -0.001inch (254TC-449TC)
- 3.Dimension "R" tolerance : +0.000inch ~ - 0.015inch
- 4.Dimension "AK" tolerance : +0.000inch ~ -0.003inch (143TC-286TC): +0.000inch ~ -0.005inch (324TC-449TC)

APPD BY	S.K.HAN	UNIT	inch	SUBJECT	NEMA 44TC	DWG SIZE	A4 ( 1:1 )
CHKD BY	S.Y.KIM	SCALE	None				
CHKD BY	Y.H.BAE	PROJEC'N	3rd Angle	TITLE <b>OUTLINE</b>			
DSND BY	H.C.LIM	DATE	2019-06-05				
				REF. NO	350A1317AA	Sheet No.	of
				DWG NO	LM-T1444C4PL001	Revision No.	0

Cls. I&II, Div. 2  
IEEE 841



SEC. "A" - "A"

▽	50S
▽▽	12.5S
▽▽▽	3.2S
▽▽▽▽	0.4S

REV	DATE	CONTENTS	REVD BY	CHKD BY	CHKD BY	APPD BY

일반기준공차		일반재판공차	
1-4	±0.1	6-30	±0.5
4-18	±0.2	30-120	±0.8
18-63	±0.3	120-315	±1.2
63-250	±0.5	315-1000	±2.0
250-	±0.8	1000-	±3.0

Q'TY	DESCRIPTION	MATERIAL	DIMENSION	WEIGHT	PART NO.	REMARK	NO.
APPD BY	S.Y.KIM	UNIT	inch(mm)	SUBJECT	FR. 400-440 (CAST IRON)	DWG SIZE	A3 (1:1.2)
CHKD BY		SCALE	1/1.2	TITLE			
CHKD BY	R.G.KIM	PROJEC'N	3rd Angle	MAIN TERMINAL BOX ASS'Y			
DSND BY	배승희	DATE	2023-10-19	REF. NO		Sheet No.	of
				DWG NO	3M-248451	Revision No.	0

